



N-CHANNEL MOS FIELD EFFECT POWER TRANSISTOR

2SK773

DESCRIPTION The 2SK773 is N-channel MOD Field Effect Power Transistor designed for switching power supplies DC-DC converters.

- FEATURES**
- Suitable for switching power supplies, actuator controls, and pulse circuits.
 - Low $R_{DS(on)}$
 - No second breakdown

ABSOLUTE MAXIMUM RATINGS

Maximum Temperatures

Storage Temperature -55 to +150 °C

Channel Temperature 150 °C Maximum

Maximum Power Dissipation ($T_C = 25\text{ °C}$)

Total Power Dissipation 120 W

Maximum Voltages and Currents ($T_a = 25\text{ °C}$)

V_{DSS} Drain to Source Voltage 500 V

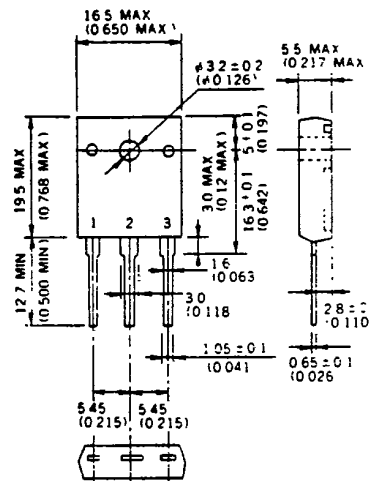
V_{GSS} Gate to Source Voltage ±20 V

$I_{D(DC)}$ Drain Current (DC) ±12 A

I_D (pulse) Drain Current (pulse)* ±40 A

* $PW \leq 100\ \mu s$, Duty Cycle $\leq 2\%$

PACKAGE DIMENSIONS
in millimeters (inches)



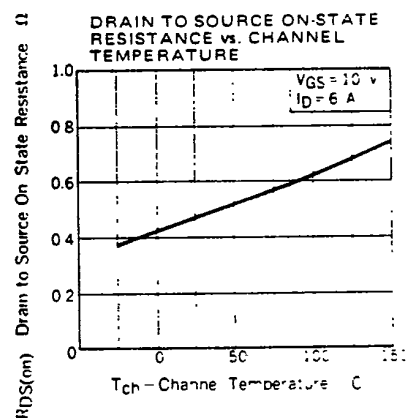
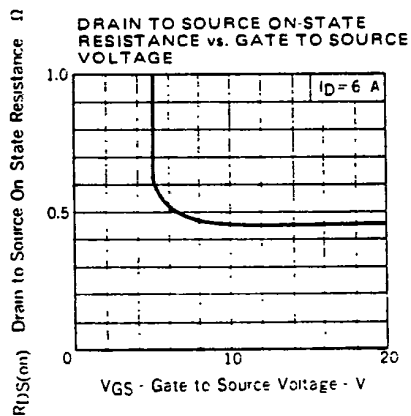
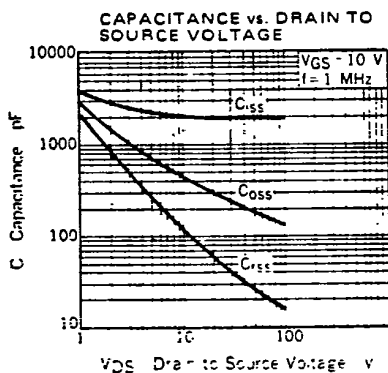
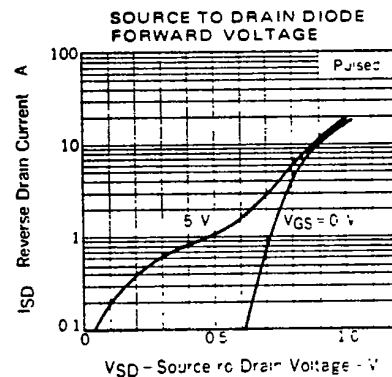
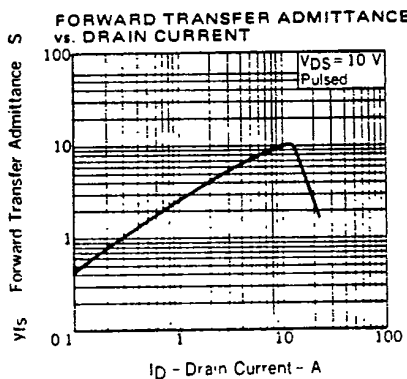
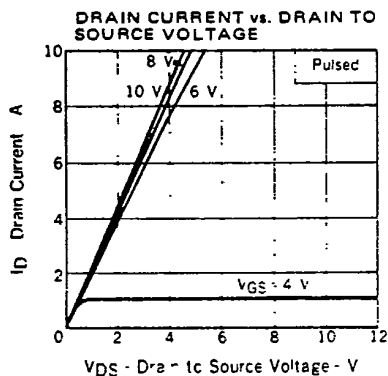
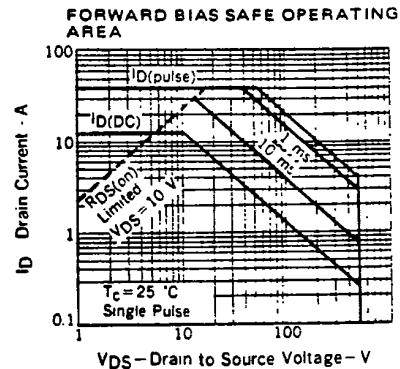
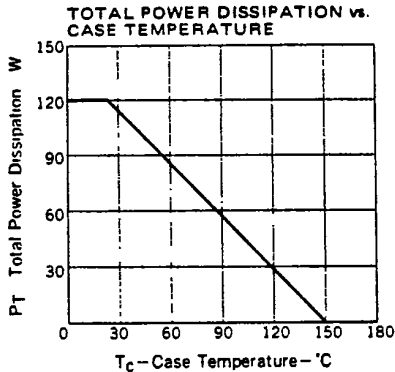
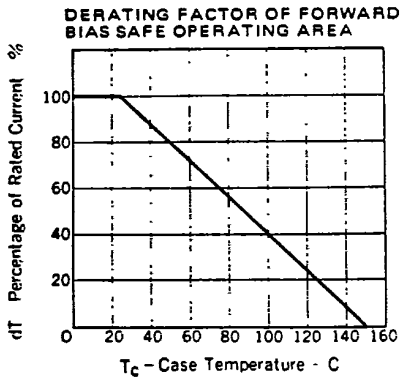
1. Gate
2. Drain (Fin)
3. Source

ELECTRICAL CHARACTERISTICS ($T_a = 25\text{ °C}$)

SYMBOL	CHARACTERISTIC	MIN.	TYP.	MAX.	UNIT	TEST CONDITIONS
I_{DSS}	Drain Leakage Current			100	μA	$V_{DS} = 500\text{ V}$, $V_{GS} = 0$
I_{GSS}	Gate to Source Leakage Current			±100	nA	$V_{GS} = \pm 20\text{ V}$, $V_{DS} = 0$
$V_{GS(off)}$	Gate to Source Cutoff Voltage	1.5		3.5	V	$V_{DS} = 10\text{ V}$, $I_D = 1\text{ mA}$
$ Y_{fs} $	Forward Transfer Admittance	5.0			S	$V_{DS} = 10\text{ V}$, $I_D = 6\text{ A}$
$R_{DS(on)}$	Drain to Source On-State Resistance		0.47	0.60	Ω	$V_{GS} = 10\text{ V}$, $I_D = 6\text{ A}$
C_{iss}	Input Capacitance		2200		pF	
C_{oss}	Output Capacitance		480		pF	$V_{DS} = 10\text{ V}$, $V_{GS} = 0$, $f = 1\text{ MHz}$
C_{rss}	Reverse Transfer Capacitance		130		pF	
$t_{d(on)}$	Turn-On Delay Time		30		ns	$I_D = 6\text{ A}$, $V_{CC} \approx 150\text{ V}$
t_r	Rise Time		45		ns	$V_{GS(on)} = 10\text{ V}$
$t_{d(off)}$	Turn-Off Delay Time		120		ns	$R_L = 25\ \Omega$
t_f	Fall Time		45		ns	$R_{in} = 10\ \Omega$

TYPICAL CHARACTERISTICS ($T_a = 25^\circ\text{C}$)

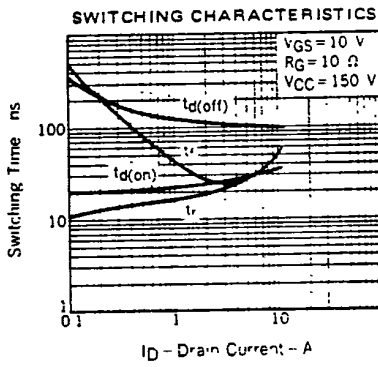
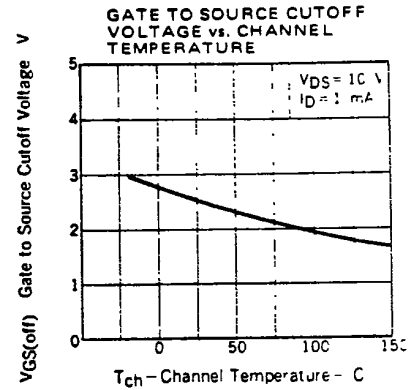
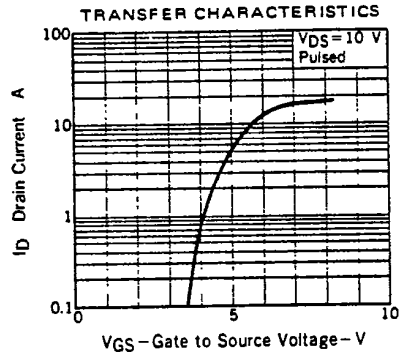
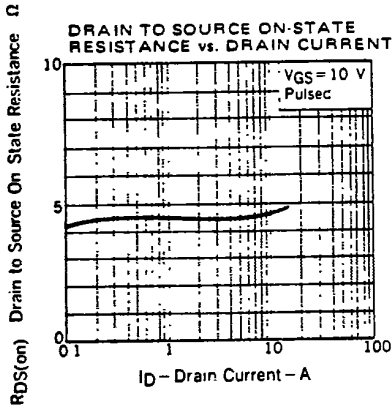
98 DE 6427525 0018923 4



NEC

6427525

98 DE 6427525 0018924 6



SWITCHING TIME TEST CIRCUIT

