

SHINDENGEN

General Purpose Rectifiers

SIL Bridges

S1VB60

600V 1A

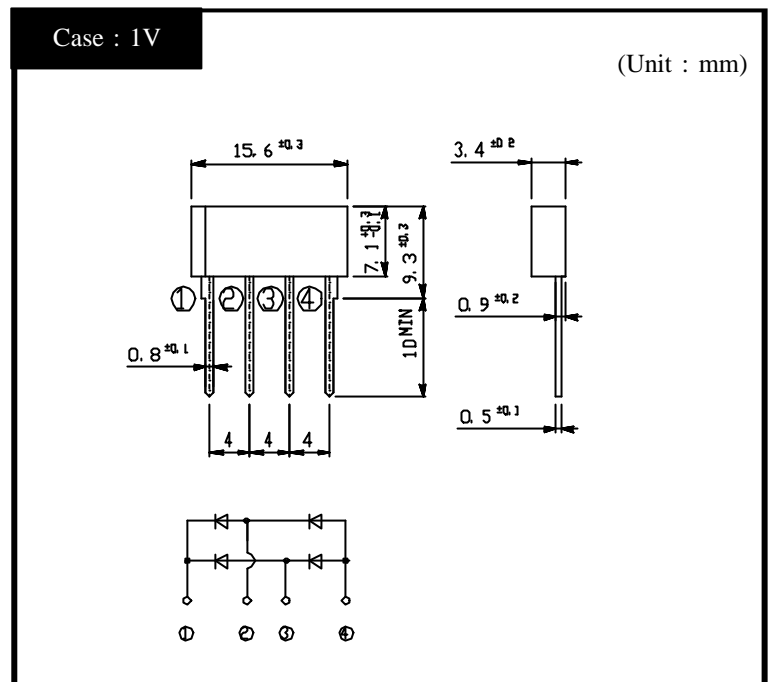
FEATURES

Small Single In-Line(:SIL)Package
High IFSM
Applicable to Automatic Insertion

APPLICATION

Switching power supply
Home Appliance,Office Equipment
Telecommunication,Factory automation

OUTLINE DIMENSIONS



RATINGS

Absolute Maximum Ratings (If not specified $T_I=25$)

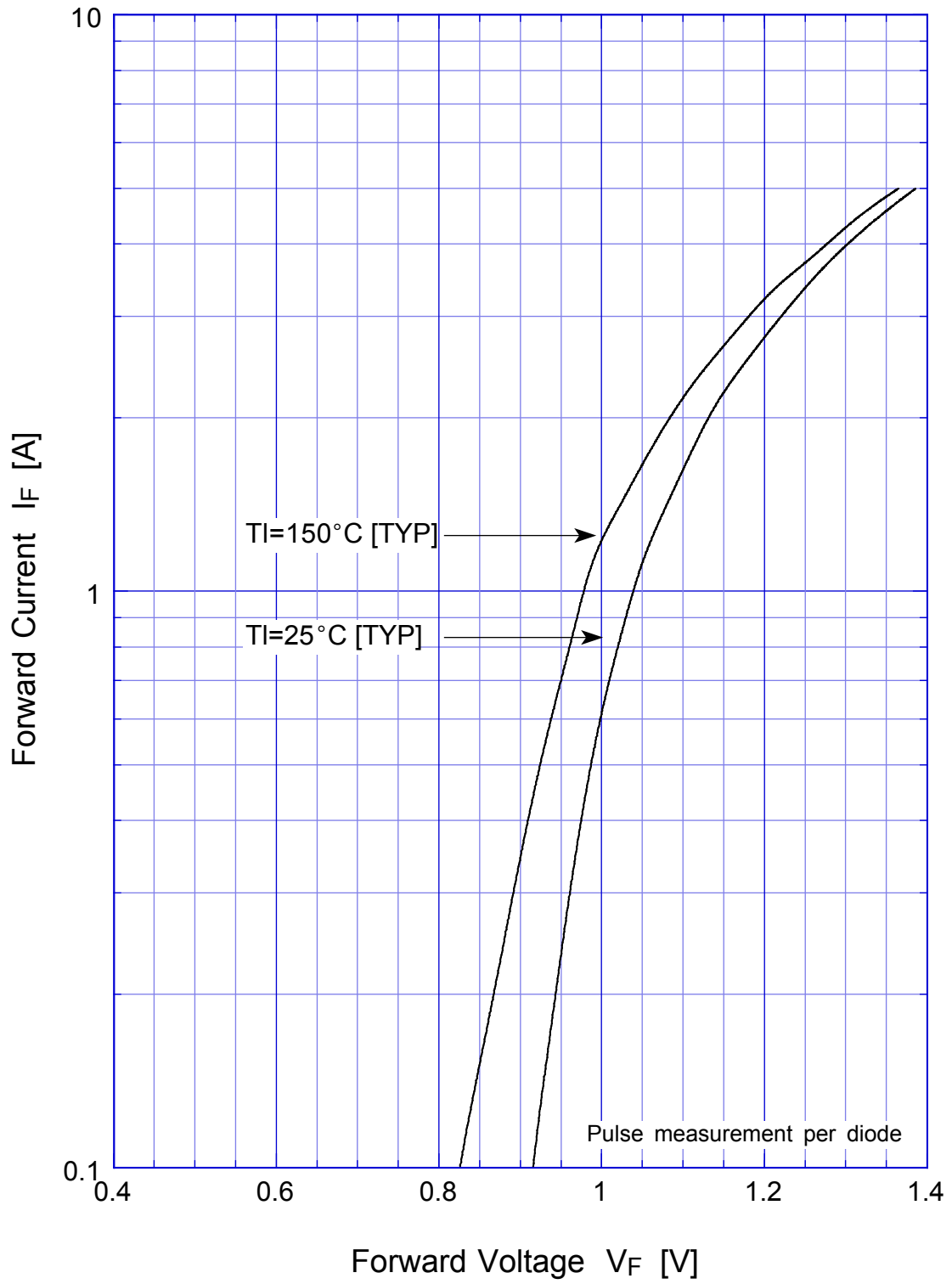
Item	Symbol	Conditions	Ratings	Unit
Storage Temperature	T_{stg}		-40 ~ 150	
Operating Junction Temperature	T_J		150	
Maximum Reverse Voltage	V_{RM}		600	V
Average Rectified Forward Current	I_O	50Hz sine wave,R-load, On glass-epoxy substrate $T_a=25$	1	A
Peak Surge Forward Current	I_{FSM}	50Hz sine wave,Non-repetitive 1cycle peak value, $T_J=25$	30	A
Current Squared Time	I^2t	1ms $t < 10ms$ $T_J=25$	4.5	A^2s

Electrical Characteristics (If not specified $T_I=25$)

Item	Symbol	Conditions	Ratings	Unit
Forward Voltage	V_F	$I_F=0.5A$, Pulse measurement,Rating of per diode	Max.1.05	V
Reverse Current	I_R	$V_R=V_{RM}$ Pulse measurement,Rating of per diode	Max.10	μA
Thermal Resistance	θ_{jl}	junction to lead	Max.16	/W
	θ_{ja}	junction to ambient	Max.62	

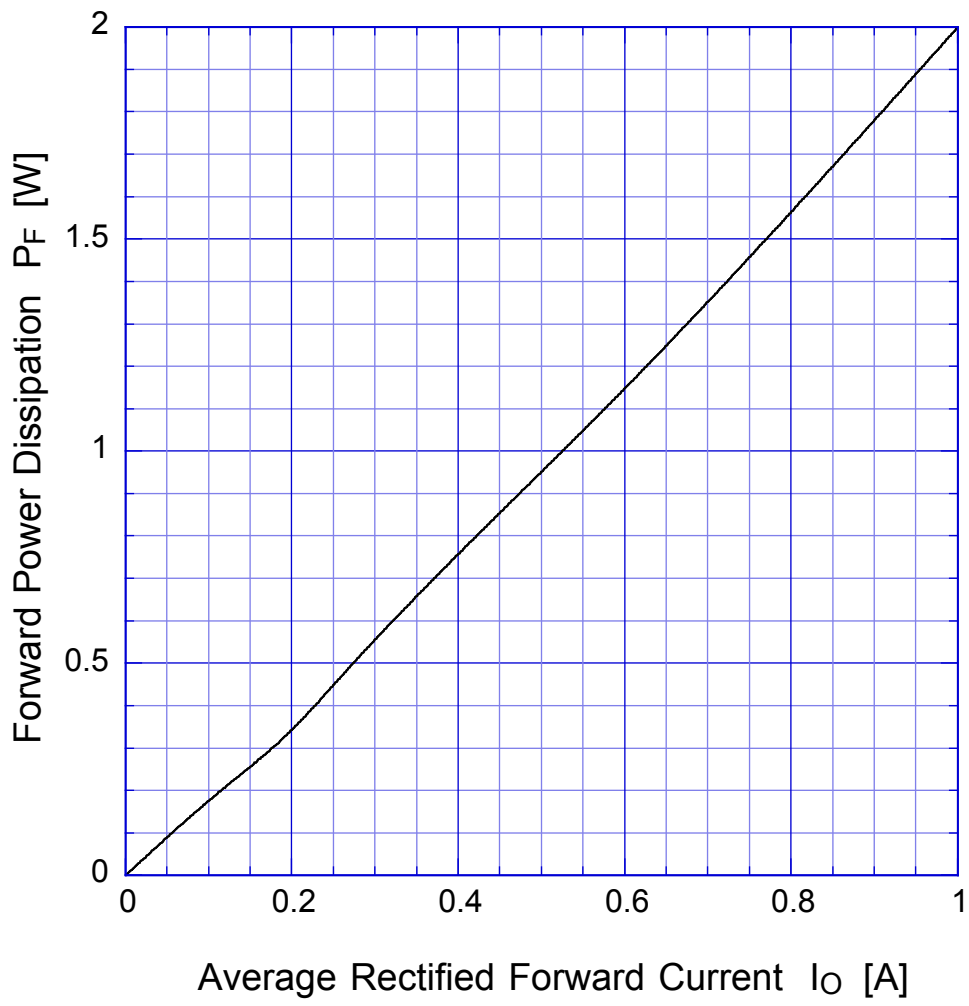
S1VBx

Forward Voltage



S1VBx

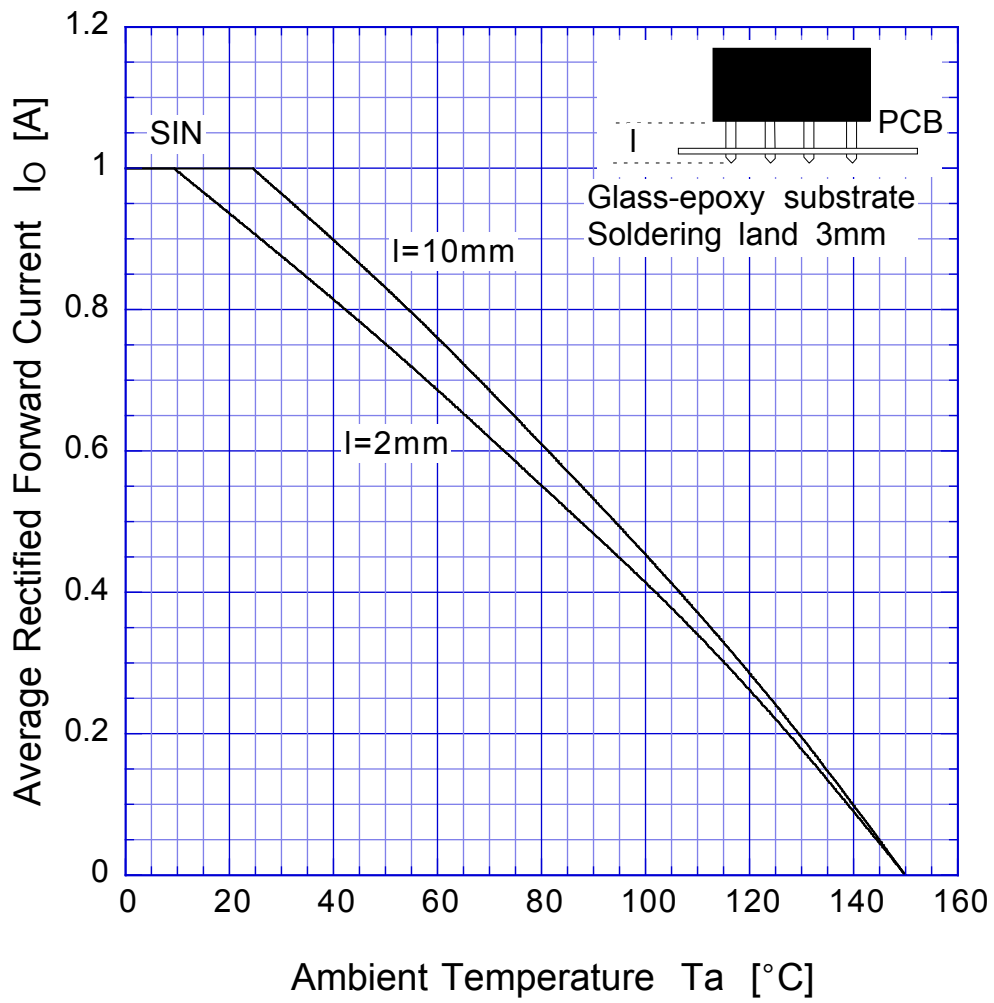
Forward Power Dissipation



$T_j = 150^\circ\text{C}$
Sine wave

S1VBx

Derating Curve



Sine wave
R-load
Free in air

S1VBx

Peak Surge Forward Capability

