

9097250 TOSHIBA (DISCRETE/OPTO)

56C 07285 07-33-21

SILICON PNP TRIPLE DIFFUSED TYPE

2SA1263

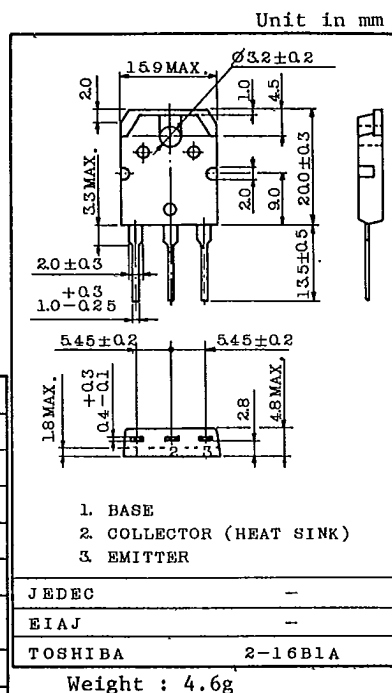
POWER AMPLIFIER APPLICATIONS.

FEATURES:

- Complementary to 2SC3180
- Recommend for 40W High Fidelity Audio Frequency Amplifier Output Stage.

MAXIMUM RATINGS ($T_a=25^{\circ}\text{C}$)

CHARACTERISTIC	SYMBOL	RATING	UNIT
Collector-Base Voltage	V_{CB0}	-80	V
Collector-Emitter Voltage	V_{CE0}	-80	V
Emitter-Base Voltage	V_{EB0}	-5	V
Collector Current	I_C	-6	A
Base Current	I_B	-0.6	A
Collector Power Dissipation ($T_c=25^{\circ}\text{C}$)	P_C	60	W
Junction Temperature	T_j	150	$^{\circ}\text{C}$
Storage Temperature Range	T_{stg}	-55 ~ 150	$^{\circ}\text{C}$

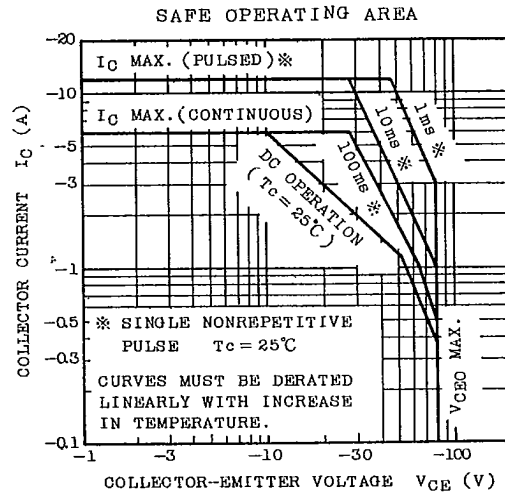
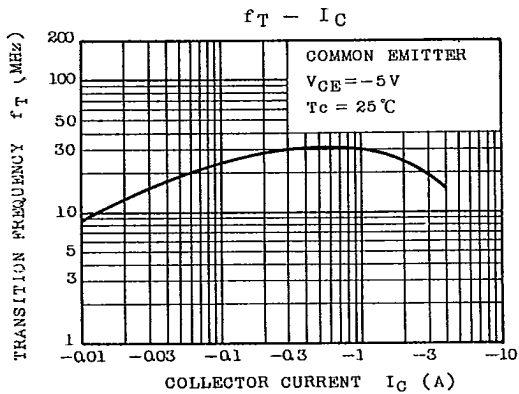
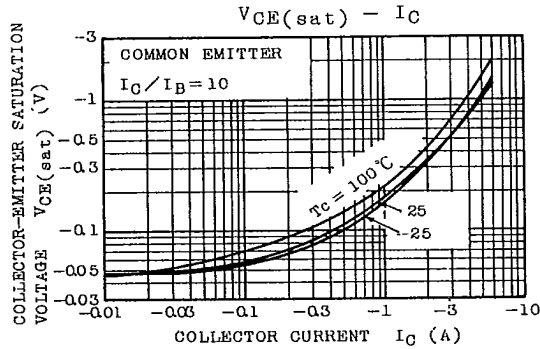
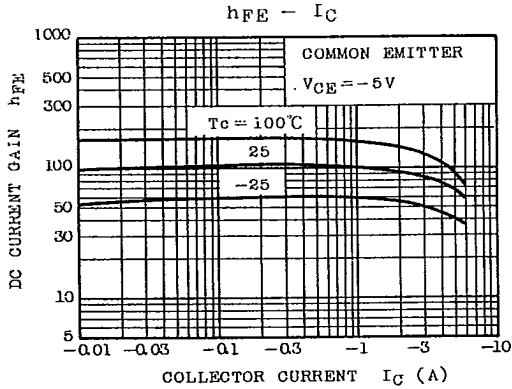
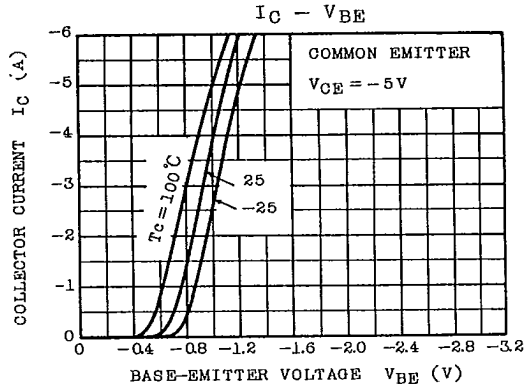
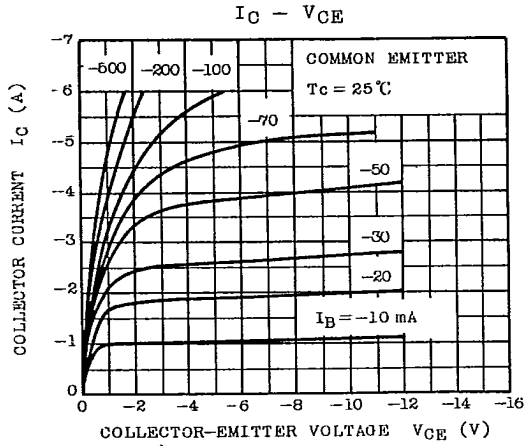
ELECTRICAL CHARACTERISTICS ($T_a=25^{\circ}\text{C}$)

CHARACTERISTIC	SYMBOL	TEST CONDITION	MIN.	TYP.	MAX.	UNIT
Collector Cut-off Current	I_{CB0}	$V_{CB}=80\text{V}, I_E=0$	-	-	-5.0	μA
Emitter Cut-off Current	I_{EB0}	$V_{EB}=-5\text{V}, I_C=0$	-	-	-5.0	μA
Collector-Emitter Breakdown Voltage	$V_{(BR)CEO}$	$I_C=-50\text{mA}, I_B=0$	-80	-	-	V
DC Current Gain	$h_{FE(1)}$ (Note)	$V_{CE}=-5\text{V}, I_C=-1\text{A}$	55	-	160	-
	$h_{FE(2)}$	$V_{CE}=-5\text{V}, I_C=-3\text{A}$	35	80	-	-
Collector-Emitter Saturation Voltage	$V_{CE(sat)}$	$I_C=-5\text{A}, I_B=-0.5\text{A}$	-	-1.0	-2.0	V
Base-Emitter Voltage	V_{BE}	$V_{CE}=-5\text{V}, I_C=-3\text{A}$	-	-0.95	-1.5	V
Transition Frequency	f_T	$V_{CE}=-5\text{V}, I_C=-1\text{A}$	-	30	-	MHz
Collector Output Capacitance	C_{ob}	$V_{CB}=-10\text{V}, I_E=0, f=1\text{MHz}$	-	290	-	pF

Note : $h_{FE(1)}$ Classification R : 55 ~ 110 . O : 80 ~ 160

TOSHIBA CORPORATION

2SA1263



TOSHIBA CORPORATION