

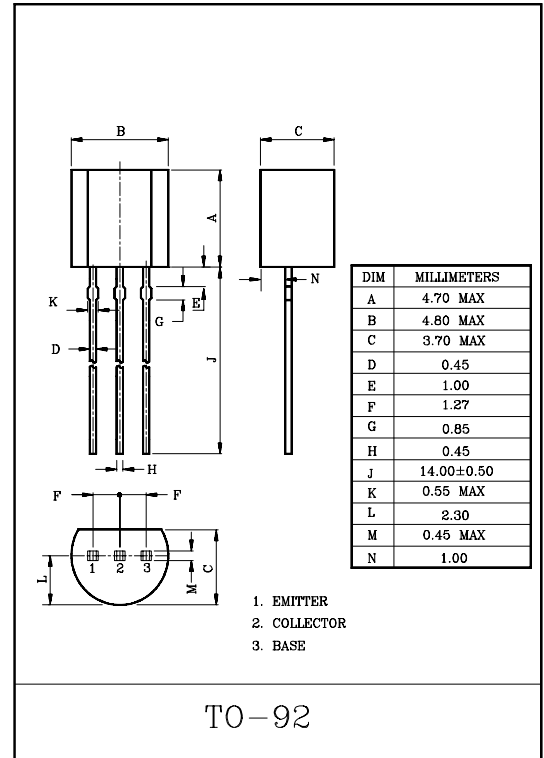
GENERAL PURPOSE APPLICATION.  
SWITCHING APPLICATION.

### FEATURE

- High DC Current Gain :  $h_{FE}=600\sim 3600$ .

### MAXIMUM RATINGS (Ta=25°C)

CHARACTERISTIC	SYMBOL	RATING	UNIT
Collector-Base Voltage	$V_{CBO}$	50	V
Collector-Emitter Voltage	$V_{CEO}$	50	V
Emitter-Base Voltage	$V_{EBO}$	5	V
Collector Current	$I_C$	150	mA
Base Current	$I_B$	30	mA
Collector Power Dissipation	$P_C$	625	mW
Junction Temperature	$T_j$	150	°C
Storage Temperature Range	$T_{stg}$	-55~150	°C

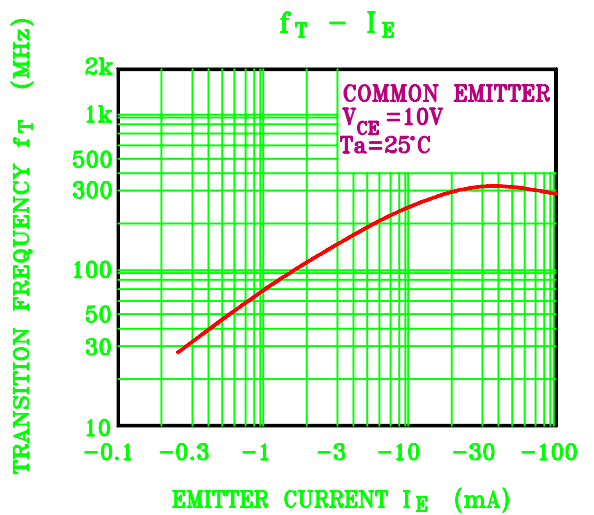
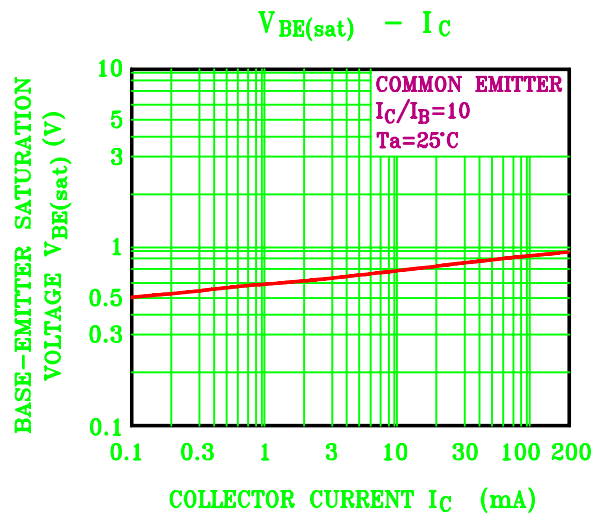
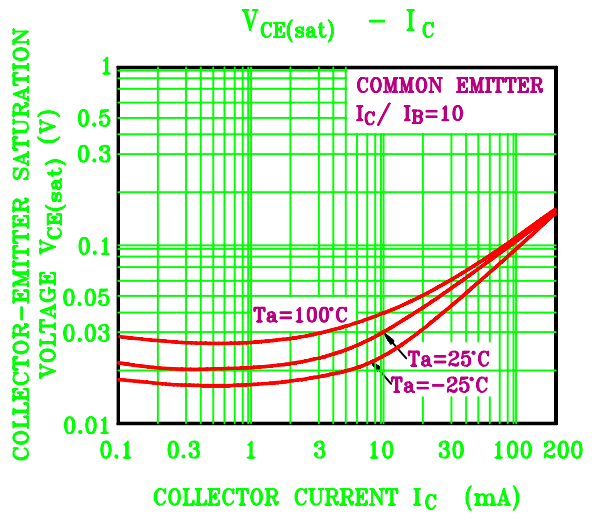
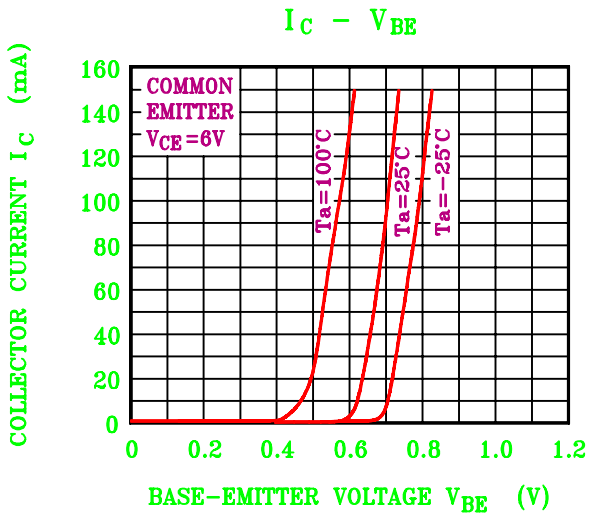
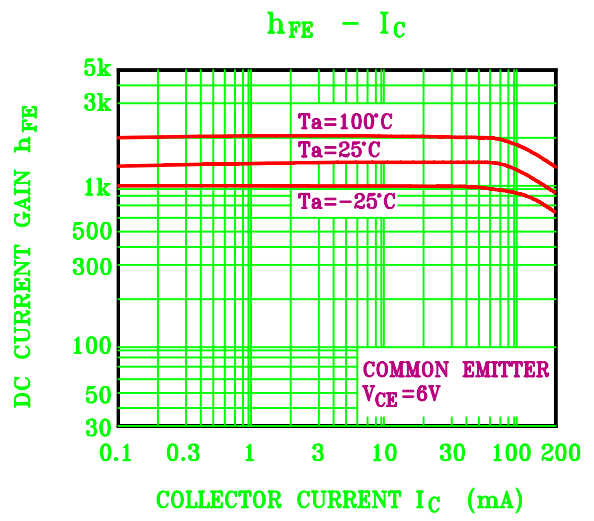
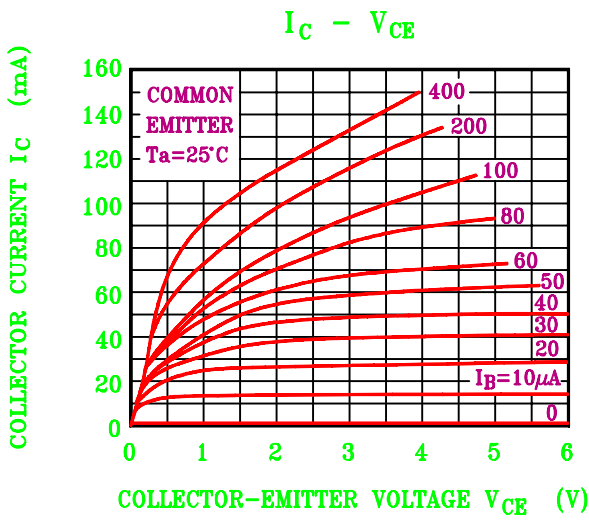


### ELECTRICAL CHARACTERISTICS (Ta=25°C)

CHARACTERISTIC	SYMBOL	TEST CONDITION	MIN.	TYP.	MAX.	UNIT
Collector Cut-off Current	$I_{CBO}$	$V_{CB}=50V, I_E=0$	-	-	0.1	$\mu A$
Emitter Cut-off Current	$I_{EBO}$	$V_{EB}=5V, I_C=0$	-	-	0.1	$\mu A$
DC Current Gain	$h_{FE}(\text{Note})$	$V_{CE}=6V, I_C=2mA$	600	-	3600	
Collector- Emitter Saturation Voltage	$V_{CE(sat)}$	$I_C=100mA, I_B=10mA$	-	0.1	0.25	V
Transition Frequency	$f_T$	$V_{CE}=10V, I_C=10mA$	100	250	-	MHz
Collector Output Capacitance	$C_{ob}$	$V_{CB}=10V, I_E=0, f=1MHz$	-	3.5	-	pF
Noise Figure	NF(1)	$V_{CE}=6V, I_C=0.1mA$ $f=100Hz, R_g=10k\Omega$	-	0.5	-	dB
	NF(2)	$V_{CE}=6V, I_C=0.1mA$ $f=1kHz, R_g=10k\Omega$	-	0.3	-	dB

Note:  $h_{FE}$  Classification A:600~1800 , B:1200~3600

# KTC3112



# KTC3112

