



DC COMPONENTS CO., LTD.

RECTIFIER SPECIALISTS

**KBK8A
THRU
KBK8M**

TECHNICAL SPECIFICATIONS OF SINGLE-PHASE SILICON BRIDGE RECTIFIER

VOLTAGE RANGE - 50 to 1000 Volts

CURRENT - 8.0 Amperes

FEATURES

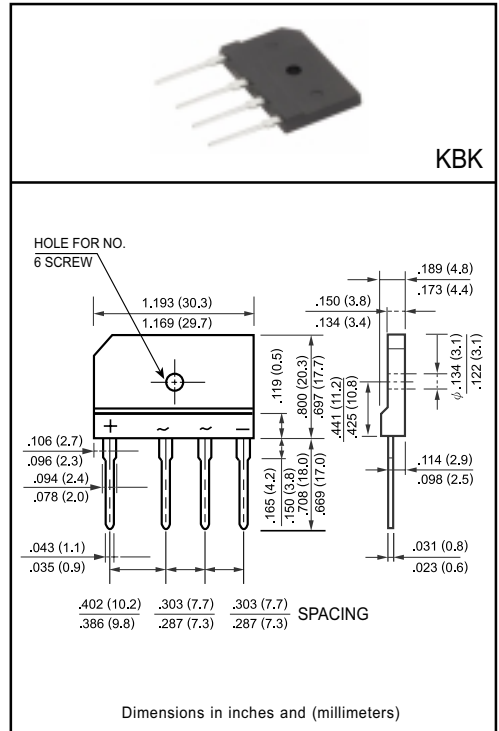
- * Low leakage
- * Low forward voltage
- * Surge overload rating: 170 Amperes peak
- * Ideal for printed circuit boards
- * High forward surge current capability

MECHANICAL DATA

- * Case: Molded plastic
- * Epoxy: UL 94V-0 rate flame retardant
- * Terminals: MIL-STD-202E, Method 208 guaranteed
- * Polarity: Symbols molded or marked on body
- * Mounting position: Any
- * Weight: 6.6 grams

MAXIMUM RATINGS AND ELECTRICAL CHARACTERISTICS

Ratings at 25 °C ambient temperature unless otherwise specified.
Single phase, half wave, 60 Hz, resistive or inductive load.
For capacitive load, derate current by 20%.



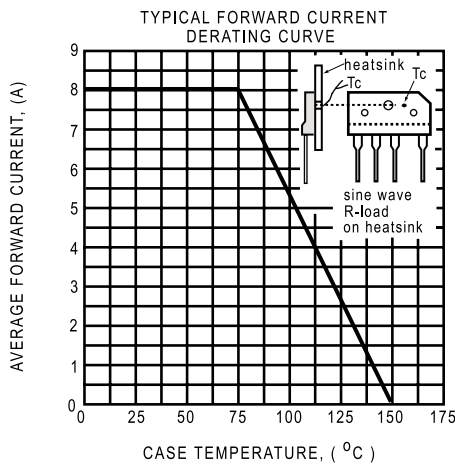
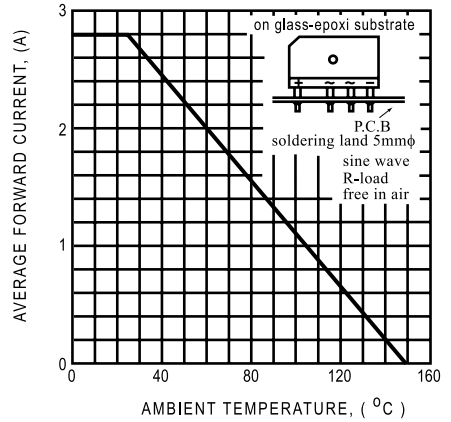
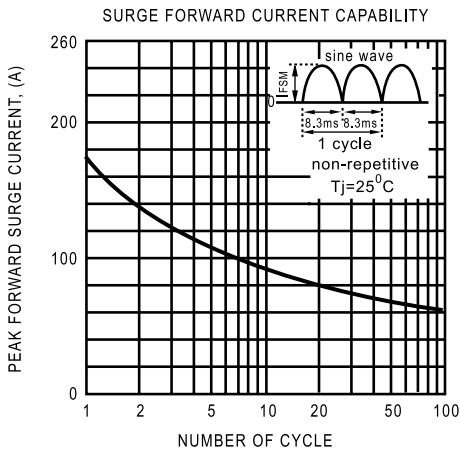
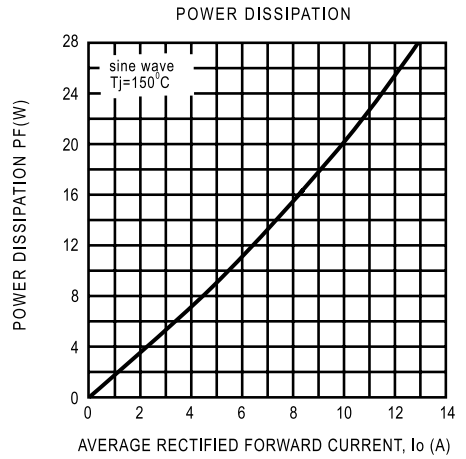
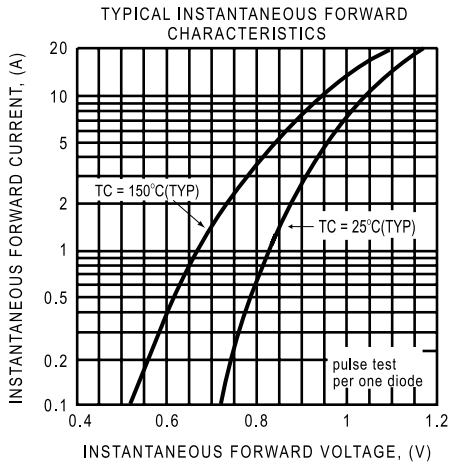
	SYMBOL	KBK8A	KBK8B	KBK8D	KBK8G	KBK8J	KBK8K	KBK8M	UNITS
Maximum Recurrent Peak Reverse Voltage	VRRM	50	100	200	400	600	800	1000	Volts
Maximum RMS Bridge Input Voltage	VRMS	35	70	140	280	420	560	700	Volts
Maximum DC Blocking Voltage	VDC	50	100	200	400	600	800	1000	Volts
Maximum Average Forward Output Current at Tc = 75° C	Io	8.0							Amps
Peak Forward Surge Current 8.3 ms single half sine-wave superimposed on rated load (JEDEC Method)	IFSM	170							Amps
Maximum Forward Voltage Drop per Element at 4.0A DC	VF	1.1							Volts
Maximum DC Reverse Current at Rated	IR							10	uAmps
DC Blocking Voltage per element								500	
i ² t Rating for Fusing (t<8.3ms)	i ² t	120							A ² Sec
Typical Junction Capacitance (Note1)	Cj	55							pF
Typical Thermal Resistance (Note 2)	RθJA	15							°C/W
Operating Temperature Range	TJ TSTG	-55 to + 150							°C

NOTES : 1.Measured at 1 MHz and applied reverse voltage of 4.0 volts

2. Thermal Resistance from Junction to Case per element Unit mounted on 300x300x1.6mm Aluminum plate heat-sink.

RATING AND CHARACTERISTIC CURVES

(K BK8A THRU K BK8M)



DC COMPONENTS CO., LTD.