

# 4 Line Common Mode Choke

## EPA2165SE & EPA2165SE-RC

- IEEE 802.3 and IEEE 802.5 compatible
- Robust construction allows IR/VP reflow processes
- Add "-RC" after part number for RoHS Compliant
- Operating Temperature : -40°C to +85°C
- 500 Vrms Hipot

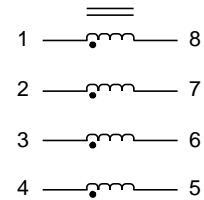
### Electrical Parameters @ 25° C

OCL ( $\mu$ H Min.)		Leakage Inductance ( $\mu$ H Max.)	Interwinding Capacitance (pF Max.)	ET Product (V-uS)	Insulation Resistance (G Min.)	DCR ( Max.)
100 KHz, 0.1 Vrms		100 KHz, 0.1 Vrms	100 KHz, 0.1 Vrms		@ 500 Vdc	
110 +25°C	80 -40°C	0.2	15 Line to Line	2.5	10 Line to Line	0.35 Each Line

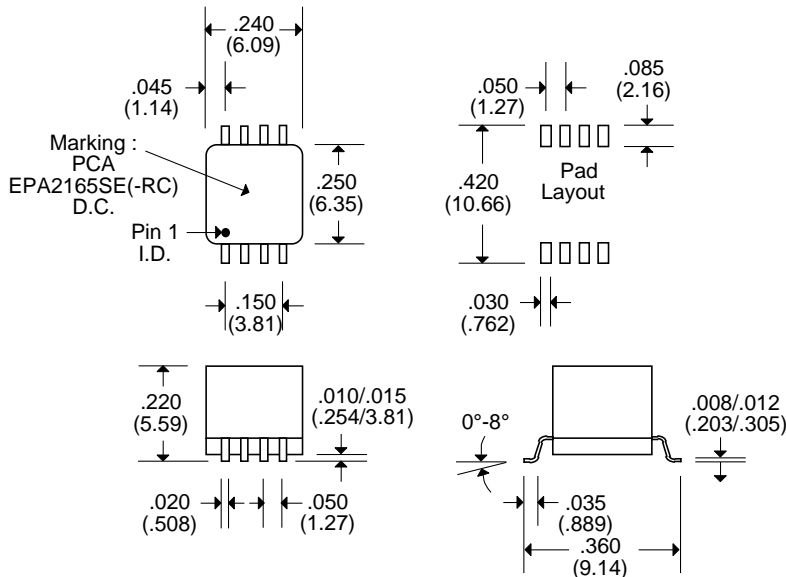
Notes :	EPA2165SE	EPA2165SE-RC
1. Lead Finish	SnPb	Hot Tin Dip (Sn) †
2. Peak Temperature Rating	225°C	245°C
3. Moisture Sensitive Levels	MSL = 3 (168 Hours, 30°C/60%RH)	MSL = 4 (72 Hours, 30°C/60%RH)
4. Weight	TBD grams	TBD grams
5. Packaging Information (*Add "TR" to end of part number, but in front of "-RC" when placing order)	(Tube) TBD pieces/tube	TBD pieces/tube
	(Tape & Reel) TBD pieces/13" reel (*EPA2165SETR)	TBD pieces/13" reel (*EPA2165SETR-RC)

† Leadframe Material : Matte Tin with Ni Barrier

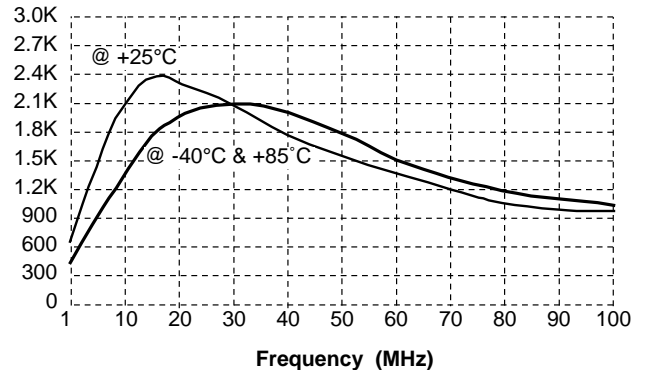
### Schematic



### Package



### Typical Impedance



Unless Otherwise Specified Dimensions are in Inches /mm ± .010 /.25