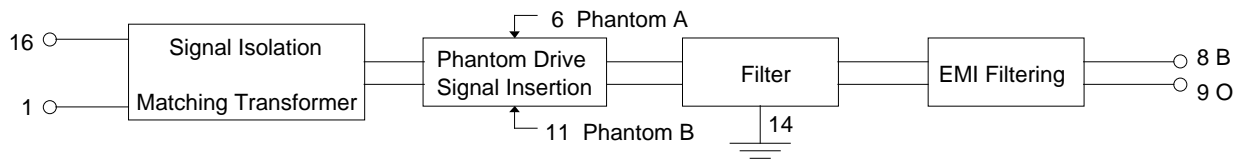


4/16 Mbps Token Ring 16 Pin Modules for Transmit and Receive

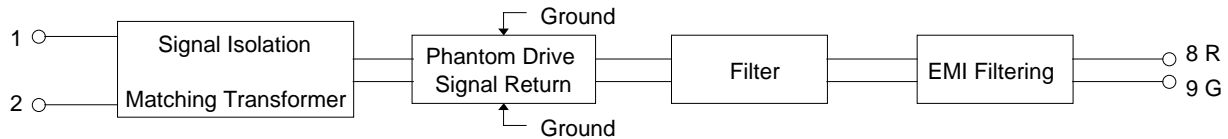
Electrical Specifications @ 25°C

PCA Part Number		EPT7001 & EPT7001G						
Characteristic Impedance	150							
Insertion Loss	12 KHz	16 MHz	24 MHz	32 MHz	Return Loss	1-5 MHz	10-16 MHz	24 MHz
	-3.0 Max.	-0.8 Max.	-1.7 Max.	-7.0 Min.		-20 dB Min.	-15 dB Min.	-5 dB Min.
Common to Common Mode Rejection	100 KHz	20 MHz	200 MHz	Common to Differential Rejection	100 KHz	10 MHz	100 MHz	
	-65 dB Min.	-30 dB Min.	-20 dB Min.		-70 dB Min.	-55 dB Min.	-25 dB Min.	

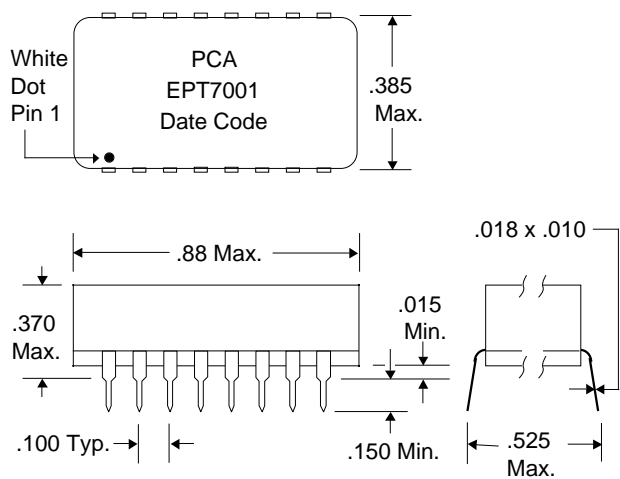
Block Diagram for Transmit Interface Unit



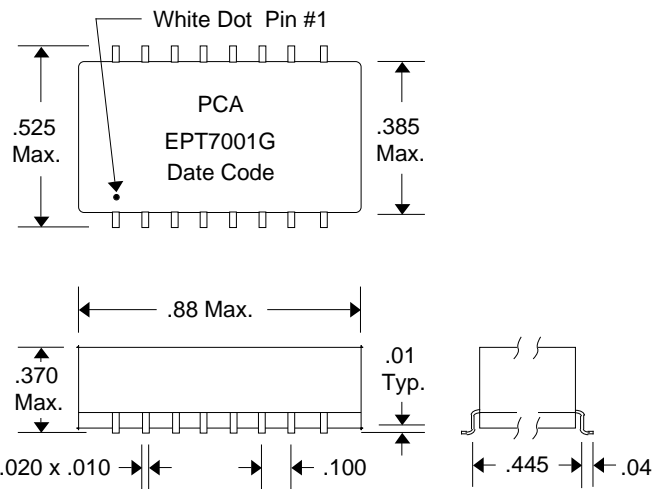
Block Diagram for Receiver Interface Unit



DIP Package



SMD Package



DST7001 12/6/94

QAF-CS07 8/10/94

Unless Otherwise Noted
Dimensions in Inches
Tolerances: Fractional = ± 1/32
.XX = ± .030 .XXX = ± .010



16799 SCHOENBORN ST.
NORTH HILLS, CA 91343

TEL: (818) 892-0761
FAX: (818) 894-5791
WEB: <http://www.pcainc.com>