

CFPS-74

ISSUE 4; 19 OCTOBER 2004

Output Compatibility

- Tri-state HCMOS
- Drive Capability: 50pF

Package Outline

- 7.0 x 5.0mm SMD Ceramic Package.
Available over 0 to 70°C

Developed Spot Frequencies

- 12.8, 19.44, 20.0, 20.48, 27.0, 40.0, 44.2322, 44.62177, 64.0, 77.76MHz

Standard Frequency Stability

- ± 20 ppm all causes over 15 years inclusive of Frequency Tolerance, Supply Voltage Variation, Load Variation, Ageing

Operating Temperature Range

- 0 to 70°C

Storage Temperature Range

- -55 to 125°C

Tri-state Operation

- Logic '1' to pad 1 enables oscillator output, 2.5V min
- Logic '0' to pad 1 disables oscillator output; when disabled the oscillator output goes to the high impedance state, 0.5V max
- No connection to pad 1 enables oscillator output

Solder Conditions

- For typical soldering conditions, please see the relevant pages in Applications Notes

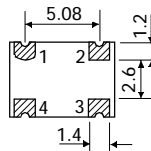
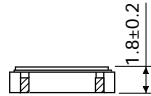
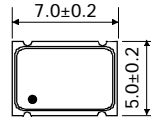
Marking

- Model number
- Frequency

Minimum Order Information Required

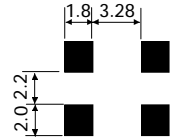
- Frequency + Model Number

Outline in mm



Pad Connections

1. Enable/Disable
2. GND
3. Output
4. +Vs



Solder pad layout

Output Waveform

