



Current Sense, Low Frequency Transformers

UL1560

CSE187-L, CSE187-L-P

Description:

This device is designed to monitor current in low frequency applications. It will monitor current from 0.1 to 30 amperes at frequencies from 50 Hz to 400 Hz.

Electrical Specifications (@25C):

Turns ratio: Primary to sense 1 : 500
 Typical output: 110mV / Amp.
 Primary DCR: 250 μ Ohms maximum
 Sense DCR: 21 μ Ohms maximum

Suggested burden resistor: 60 Ohms

Ratings:	Primary	0 – 240V	50/60/400 Hz
	Secondary	0 – 3.5V	0 – 43mA
		0.2VA	

Construction:

These transformers come either in an open coil construction or potted. Both configurations are made with UL recognized materials (Class B, 130°C)

Safety:

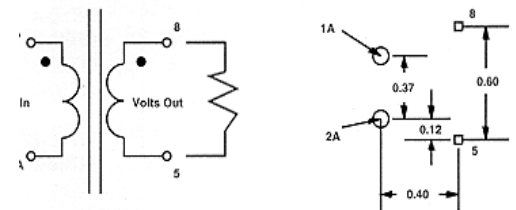
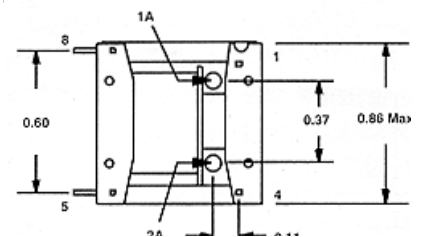
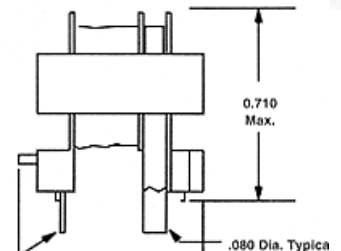

These transformers are constructed with insulated windings and have been hi-pot tested 100%, 2500V winding to winding for CSE187-L
 4000V winding to winding for CSE187-L-P



Agency Files:

UL: File E205349, XODW2 Instrument Transformer
 File E205349, Certified for Canada

Unit Pack Boxed Weight: 0.1 lbs



web: www.TriadMagnetics.com
 Phone 909-277-0757
 Fax 909-277-2757

22520B Temescal Canyon Road
 Corona, California
 92883

Release Date: June 30, 2004
 Revision: Initial Release