

**Features**

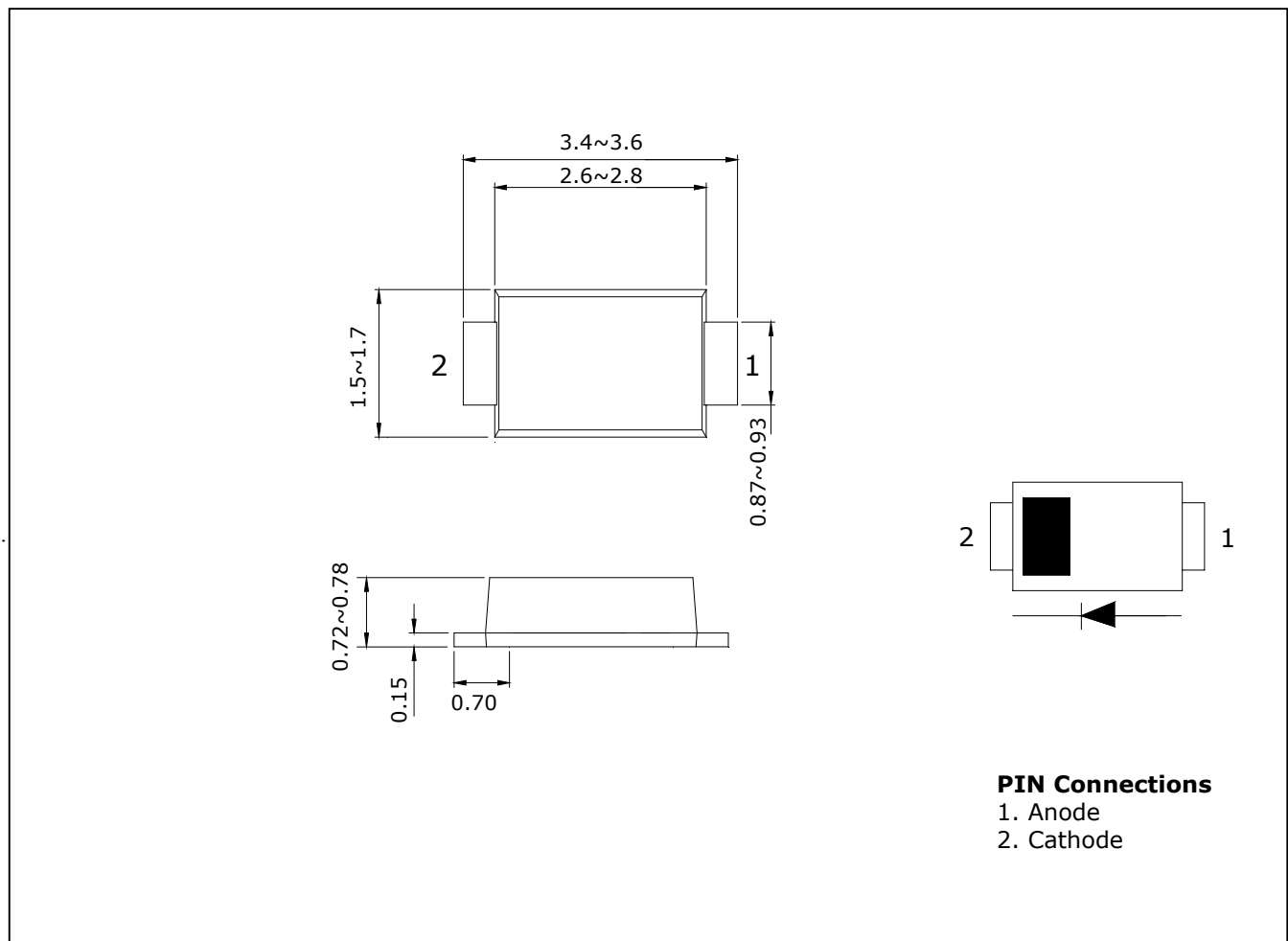
- Low power rectified
- Silicon epitaxial type
- High reliability

**Ordering Information**

Type No.	Marking	Package Code
SDB0540	540	SOD-123

**Outline Dimensions**

unit : mm

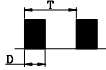


## Absolute maximum ratings

Ta=25°C

Characteristic	Symbol	Rating	Unit
Reverse voltage	$V_R$	40	V
Repetitive peak forward current	$I_{FRM}^*$	1.0	A
Forward current	$I_F$	0.5	A
Non-repetitive peak forward current(10ms)	$I_{FSM}$	2	A
Junction temperature	$T_j$	150	°C
Storage temperature	$T_{stg}$	-55~150	°C

\* :  $\delta = D/T = 0.33$   
( $T < 1S$ )



\* : Unit ratings. Total rating=Unit rating×1.5

## Electrical Characteristics

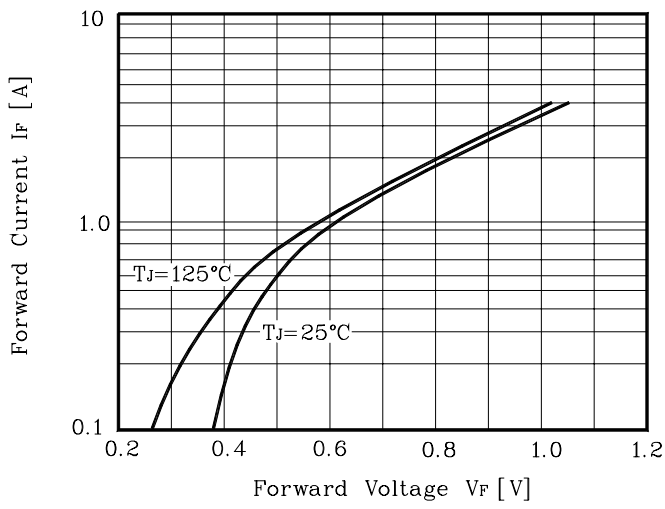
Ta=25°C

Characteristic	Symbol	Test Condition	Min.	Typ.	Max.	Unit
Forward voltage *	$V_{F(1)}$	$I_F=0.5A$	-	-	0.51	V
	$V_{F(2)}$	$I_F=1.0A$	-	-	0.62	V
Reverse current	$I_R$	$V_R=40V$	-	-	20	$\mu A$
Total capacitance	$C_T$	$V_R=40V, f=1MHz$	-	14	-	pF

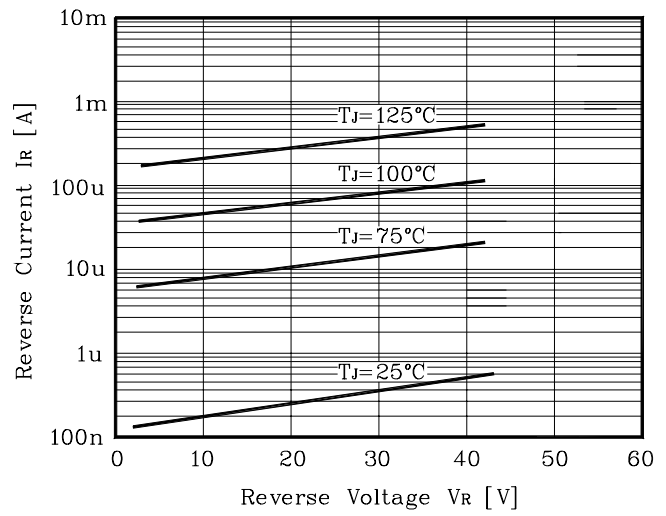
\* Pulse Test : Pulse width  $\leq 250\mu s$ , Duty cycle  $\leq 2\%$

# Electrical Characteristic Curves

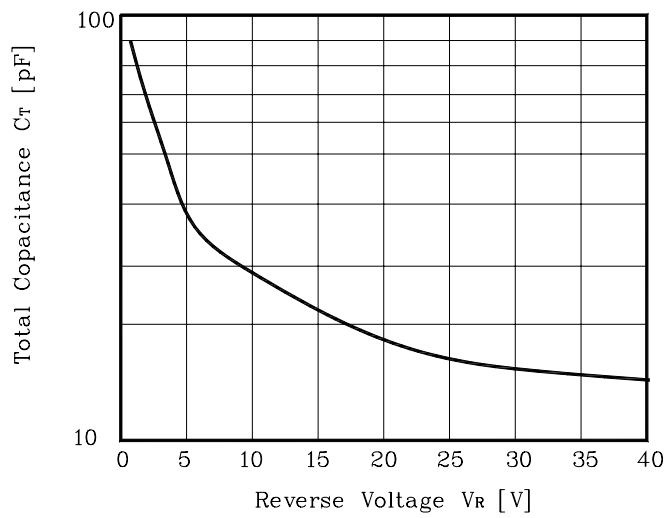
**Fig. 1 Forward Voltage Characteristics**



**Fig. 2 Reverse Characteristics**



**Fig. 3 Capacitance**



**These AUK products are intended for usage in general electronic equipments(Office and communication equipment, measuring equipment, domestic electrification, etc.).**

**Please make sure that you consult with us before you use these AUK products in equipments which require high quality and/or reliability, and in equipments which could have major impact to the welfare of human life(atomic energy control, airplane, spaceship, traffic signal, combustion central, all types of safety device, etc.).**

**AUK cannot accept liability to any damage which may occur in case these AUK products were used in the mentioned equipments without prior consultation with AUK.**