



Siemens Matsushita Components

SAW Components Low Loss Filter for Mobile Communication

B4649
959,50 MHz

Data Sheet

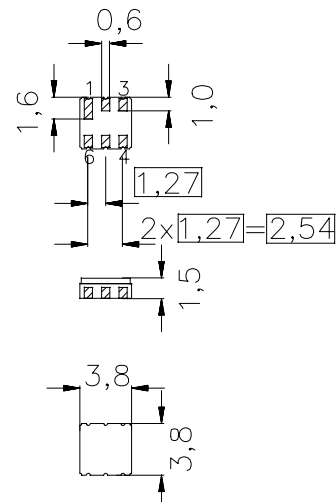
Ceramic package DCC6

Features

- Low loss RF filter for cordless telephone CT1
- High image frequency suppression
- No matching network required for operation at 50 Ω
- Package for **Surface Mounted Technology (SMT)**

Terminals

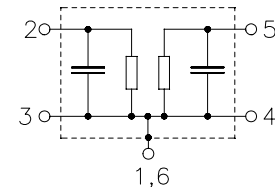
- Ni, gold-plated



Dimensions in mm, approx. weight 0,07 g

Pin configuration

2	Input
5	Output
1, 3, 4, 6	Ground



Type	Ordering code	Marking and Package according to	Packing according to
B4649	B39961-B4649-Z610	C61157-A7-A41	F61074-V8030-Z000

Electrostatic Sensitive Device (ESD)

Maximum ratings

Operable temperature range	T	0/+ 55	°C	
Storage temperature range	T_{stg}	- 40/+ 85	°C	
DC voltage	V_{DC}	0	V	
Source power	P_S	10	dBm	source impedance 50 Ω



SAW Components
Low Loss Filter for Mobile Communication

B4649
959,50 MHz

Data Sheet

Characteristics

Operating temperature range: $T = 0\text{ }^{\circ}\text{C}$ to $55\text{ }^{\circ}\text{C}$
 Terminating source impedance: $Z_S = 50\ \Omega$
 Terminating load impedance: $Z_L = 50\ \Omega$

		min.	typ.	max.	
Center frequency	f_c	-	959,50	-	MHz
Maximum insertion attenuation	α_{max}				
959,00 ... 960,00 MHz		-	2,8	4,0	dB
Amplitude ripple (p-p)	$\Delta\alpha$				
959,00 ... 960,00 MHz		-	0,3	2,0	dB
Relative attenuation (relative to α_{max})	α_{rel}				
914,00 ... 937,00 MHz		35,0	45,0	-	dB
980,00 ... 996,00 MHz		10,0	50,0	-	dB
996,00 ... 1003,00 MHz		35,0	50,0	-	dB
Temperature coefficient of frequency	TC_f	-	-30	-	ppm/K

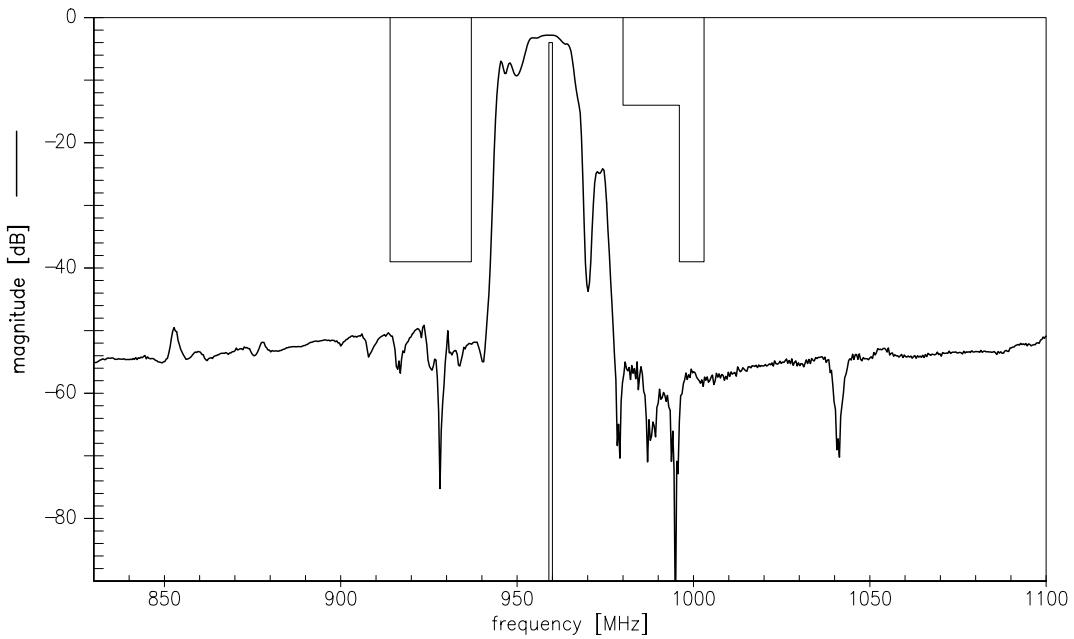


SAW Components
Low Loss Filter for Mobile Communication

B4649
959,50 MHz

Data Sheet

Transfer function



Transfer function (wideband)

