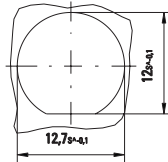
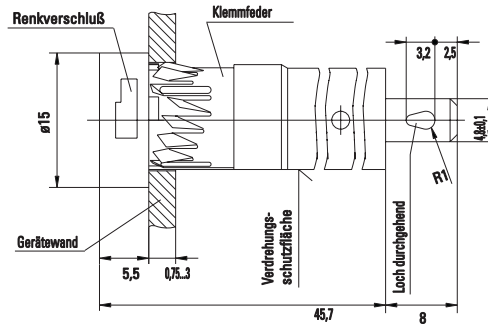
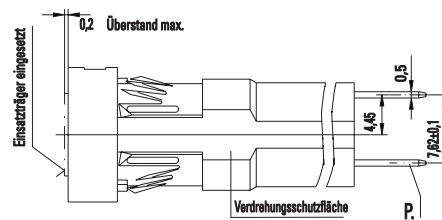


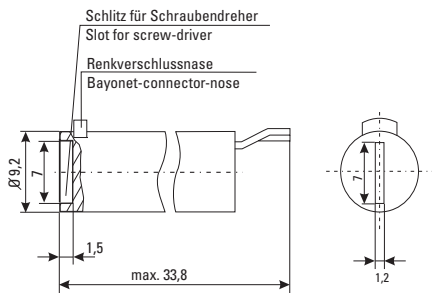
Holder / No. 803 01 Panel Mount for 500 Volts



Panel Mounting Hole



Cap / No. 816 for 500 Volt



For 6.3x32 mm Fuses

Specifications

Packaging

0 bulk (100 pcs.)

Standard

IEC 60127-6
UL 512
CSA C22.2

Approvals



Mounting

Pluggable with clamping spring in 12.7mm diameter D-hole (panel of 0.75mm - 3 mm)

Terminals

Solderable or 4.8mm quick connect-fits 0.5mm tab

Protection Class & Category

IP 40 (IEC 60529)
PC2 (IEC 60127-6)

Materials

- Holder / Cap: Thermoplastic (Polyamide PA 6.6), black, UL94 V-0
- Clamp spring: non-corrosion metal, untreated
- Metal Parts: Copper alloy, corrosion protected
- Terminals: solderable tinned

Electrical Data (23°C)

Rated Voltage: 500 V
Rated Current: 10 A (VDE/SEMKO)
16 A (UL/CSA)
Rated Power : 4 W (VDE/SEMKO)

Operating Temperature

-25°C to +70°C (consider de-rating)

Climatic Test

-25 °C/+70 °C/21 days (IEC 60068-2-1...3)

Stock Conditions

+10°C to +60°C
relative humidity \leq 75% yearly average, without dew, maximum value for 30 days - 95%

Contact Resistance

\leq 5m Ω

Dielectric Strength

$>$ 2 kV

Impulse Voltage

4 kV with 1.2 / 50 μ s

Insulation Resistance

$>$ 10³ M Ω (500 VDC, 1 min.)

Solderability

235°C, 2 sec. (soldering bath) (IEC 60068-2-20)
350 °C, 3 sek. (soldering iron) (IEC 60068-2-20)

Soldering Heat Resistance

260°C, 5 sec. (soldering bath) (IEC 60068-2-20)

Minimum Cross Section

Conductor - 2.5mm²

Marking

803, 500 V, Approvals

Unit Weight

4.9 g (803) / 2.0 g (816)



Order Information

| Qty. | Order-Number | Series | | Packaging |
|------|--------------|--------|----|-----------|
| | | 0000 | 00 | 0 |

Note: 1.00 means the number one with two decimal places. 1,000 means the number one thousand.

Specifications are subject to change without notice