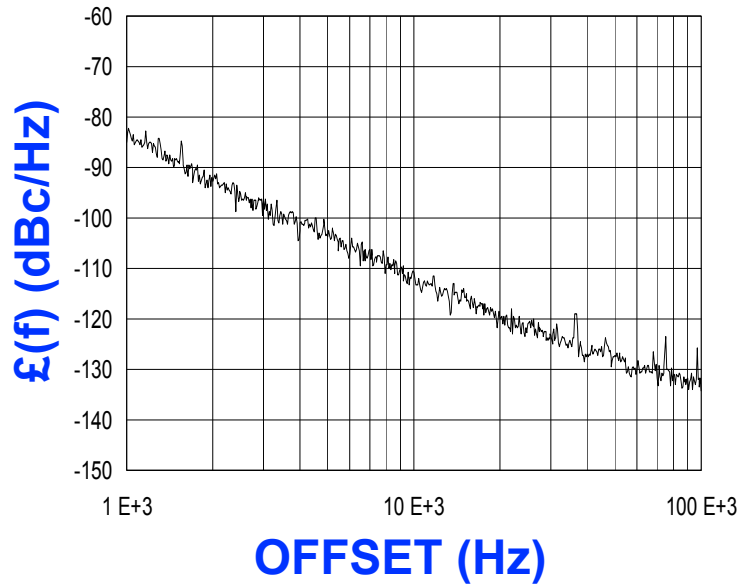




**PHASE NOISE (1 Hz BW, typical)**



FEATURES
• Frequency Range: 1910 - 1970 MHz
• Tuning Voltage: 0.5-4.5 Vdc
• MINI-16 - Style Package

APPLICATIONS
• Digital Radio Equipment
• Fixed Wireless Access
• Satellite Communication Systems

PERFORMANCE SPECIFICATIONS	VALUE	UNITS
Oscillation Frequency Range	1910 - 1970	MHz
Phase Noise @ 10 kHz offset (1 Hz BW, typ.)	-113	dBc/Hz
Harmonic Suppression (2nd, typ.)	-20	dBc
Tuning Voltage	0.5-4.5	Vdc
Tuning Sensitivity (avg.)	22	MHz/V
Power Output	4±2	dBm
Load Impedance	50	Ω
Input Capacitance (max.)	50	pF
Pushing	<0.5	MHz/V
Pulling (14 dB Return Loss, Any Phase)	<0.5	MHz
Operating Temperature Range	-40 to 85	°C
Package Style	MINI-16	

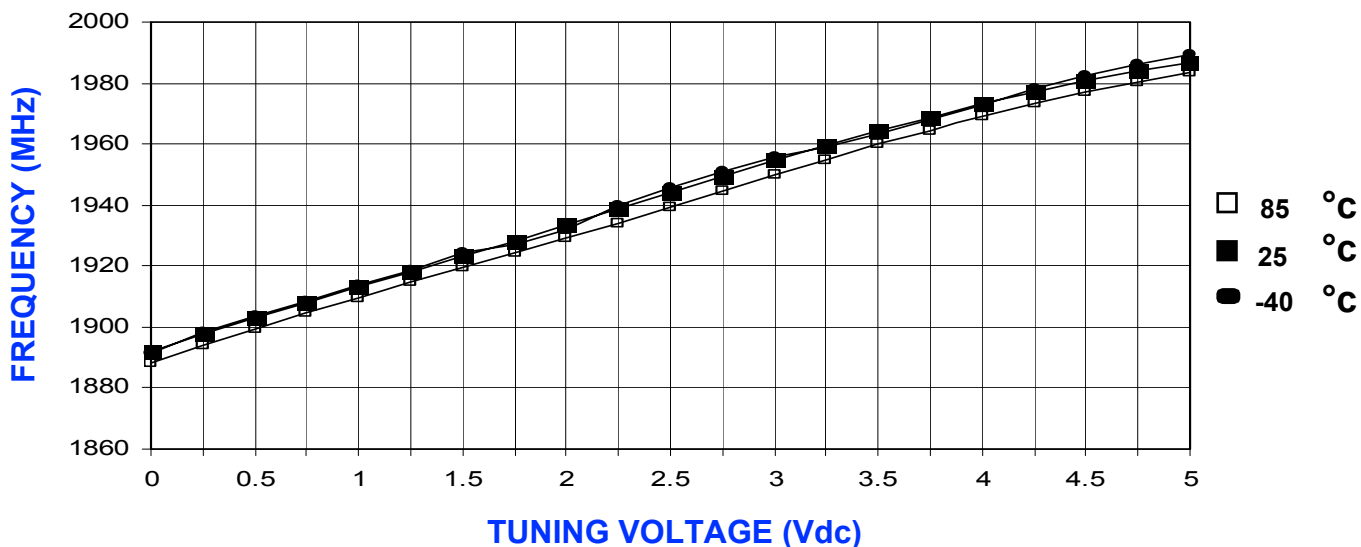
POWER SUPPLY REQUIREMENTS		
Supply Voltage (Vcc, nom.)	5	Vdc
Supply Current (Icc, typ.)	27	mA

All specifications are typical unless otherwise noted and subject to change without notice.

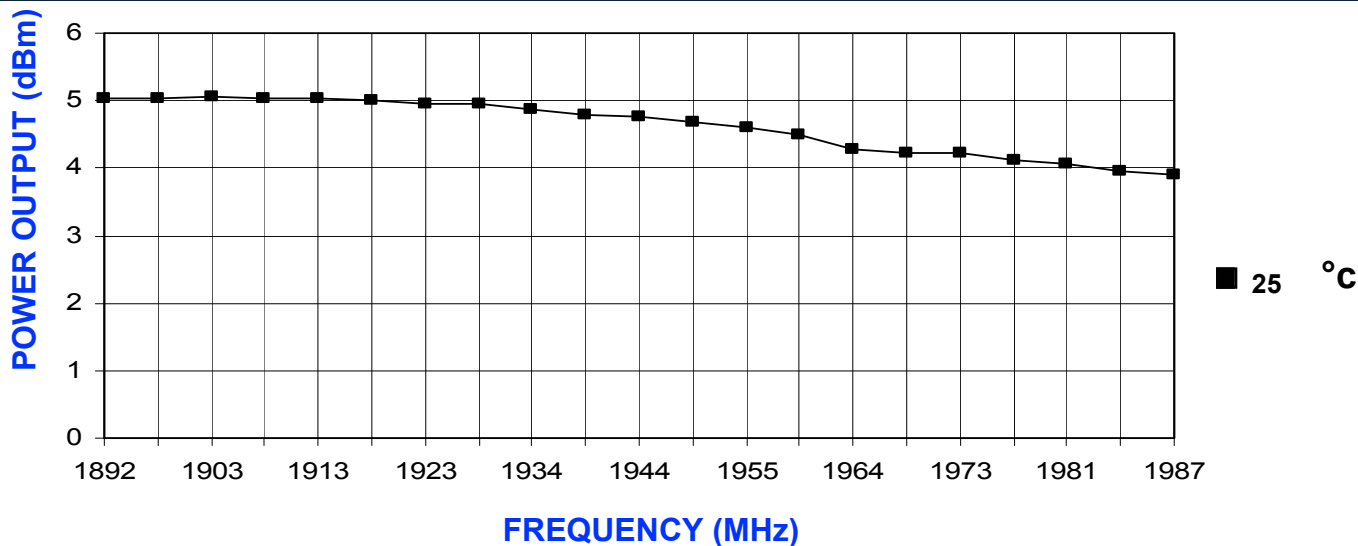
APPLICATION NOTES
• AN-100/1 : Mounting and Grounding of VCOs
• AN-102 : Proper Output Loading of VCOs
• AN-107 : How to Solder Z-COMM VCOs

**NOTES:**

**TUNING CURVE, typ.**



**POWER CURVE, typ.**



**PHYSICAL DIMENSIONS**

