

Power DomiLED[™]

With its significant power in terms brightness, viewing angle and variety of application possibilities, Power DomiLED[™] truly is a standout performer! Ideal for automotive interior lighting as well as home, office and industrial applications, it is also a proven performer in electronic signs and signals.



Features:

- > High brightness surface mount LED.
- > Long lifetime up to 50,000 hours due to silicone encapsulation.
- > 120° viewing angle.
- > Small package outline (LxWxH) of 3.2 x 2.8 x 1.8mm.
- > Qualified according to JEDEC moisture sensitivity Level 2.
- > Compatible to IR reflow soldering.
- > Environmental friendly; RoHS compliance.



Applications:

- > Automotive: interior applications, eg: switches, telematics, climate control system, dashboard, etc.
exterior applications, eg: signal lighting, Center High Mounted Stop Light (CHMSL),
- > Display: full color display video notice board.
- > Industry: white goods (eg: Oven, microwave, etc.).
- > Lighting: architecture lighting, general lighting, garden light, etc



Part Ordering Number	Chip Technology / Color	Viewing Angle°	Total Flux @ IF=30mA, mlm	Luminous Intensity @ IF = 30mA IV (mcd)
DWW-UJG-VW1-1	InGaN	120	2100 - 4150	715.0 - 1400.0
• DWW-UJG-V1	White			715.0 - 900.0
• DWW-UJG-V2				900.0 - 1125.0
• DWW-UJG-W1				1125.0 - 1400.0

NOTE

1. All part number above comes in a quantity of 2000 units per reel.
2. Other luminous intensity groups may also be available upon request.
3. Luminous intensity is measured with an accuracy of $\pm 11\%$.
4. Wavelength binning is carried for all units as per the wavelength-binning table. Only one wavelength group is allowed for each reel.
5. InGaN wavelength is very sensitive to drive current. Operating at lower current is not recommended and may yield unpredictable performance current pulsing should be used for dimming purposes.
6. An optional Vf binning is also available upon request. Binning scheme is as per following table.
6. Data provided for luminous flux is based on approximation.

Electrical Characteristics at Ta=25°C

Part Number	Vf @ If = 30mA			Vr @ Ir = 10uA
	Min. (V)	Typ. (V)	Max. (V)	Min. (V)
DWW	3.05	3.40	4.00	5

Forward voltages are measure using a current pulse of 1 ms and with an accuracy of $\pm 0.1V$.

Vf Bining (Optional)

Vf @ If = 30mA	Forward Voltage (V)
3A	3.05 ... 3.35
30	3.35 ... 3.65
31	3.65 ... 3.95
32	3.95 ... 4.25

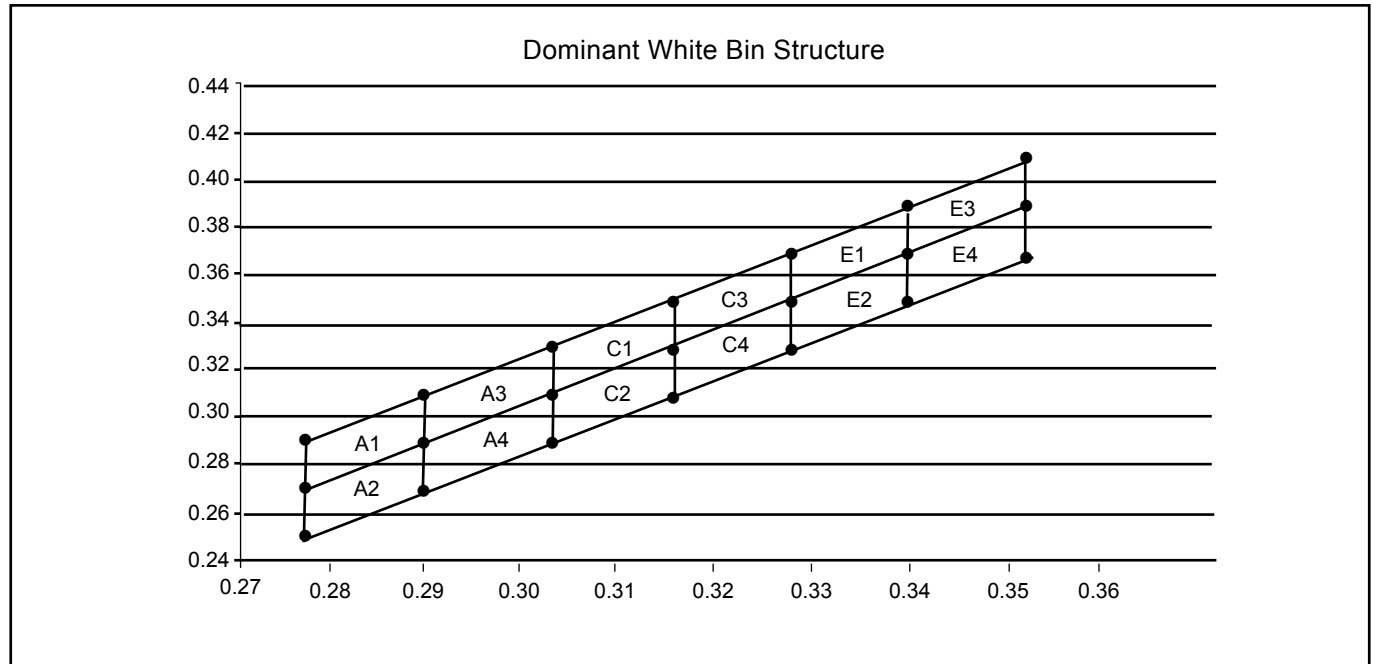
Forward voltage, Vf is measured with an accuracy of $\pm 0.1V$.

Please consult sales and marketing to incorporate special part number to incorporate Vf binning.

Absolute Maximum Ratings

	Maximum Value	Unit
DC forward current	50	mA
Peak pulse current; (tp \leq 10 μ s, Duty cycle = 0.1)	200	mA
Reverse voltage; Ir (max) = 10 μ A	5	V
ESD Threshold (HBM)	2	kV
LED junction temperature	125	°C
Operating temperature	-40 ... +110	°C
Storage temperature	-40 ... +110	°C
Power dissipation (at room temperature)	200	mW

DWW, White Color Grouping



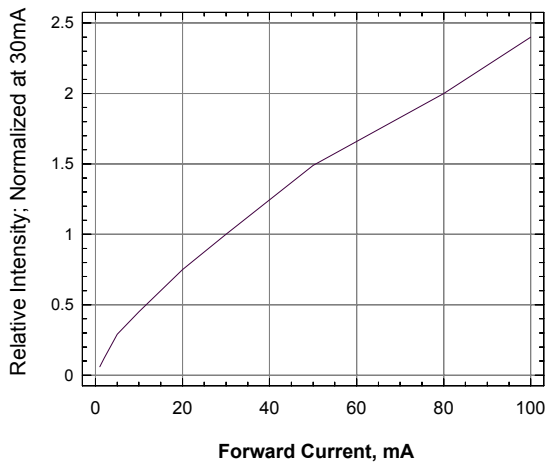
Chromaticity coordinate groups are measured with an accuracy of ± 0.01 .

Bin		W			
A1	Cx	0.2775	0.2900	0.2900	0.2775
	Cy	0.2732	0.2939	0.3114	0.2907
A2	Cx	0.2775	0.2900	0.2900	0.2775
	Cy	0.2557	0.2764	0.2939	0.2732
A3	Cx	0.2900	0.3025	0.3025	0.2900
	Cy	0.2939	0.3146	0.3321	0.3114
A4	Cx	0.2900	0.3025	0.3025	0.2900
	Cy	0.2764	0.2971	0.3146	0.2939
C1	Cx	0.3025	0.3150	0.3150	0.3025
	Cy	0.3146	0.3354	0.3529	0.3321
C2	Cx	0.3025	0.3150	0.3150	0.3025
	Cy	0.2971	0.3179	0.3354	0.3146
C3	Cx	0.3150	0.3275	0.3275	0.3150
	Cy	0.3354	0.3561	0.3736	0.3529
C4	Cx	0.3150	0.3275	0.3275	0.3150
	Cy	0.3179	0.3386	0.3561	0.3354

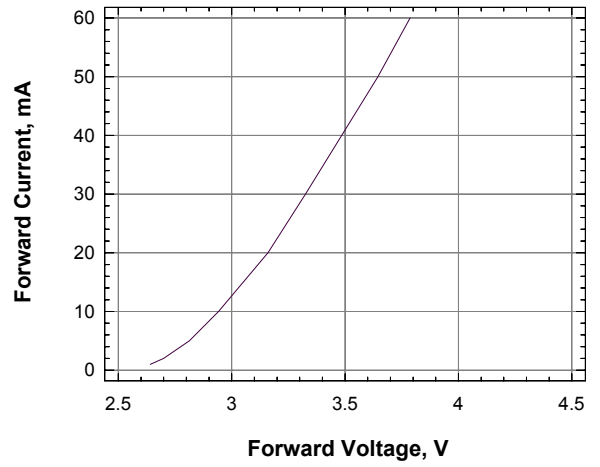
Bin		X			
E1	Cx	0.3275	0.3400	0.3400	0.3275
	Cy	0.3561	0.3768	0.3943	0.3736
E2	Cx	0.3275	0.3400	0.3400	0.3275
	Cy	0.3386	0.3593	0.3768	0.3561
E3	Cx	0.3400	0.3525	0.3525	0.3400
	Cy	0.3768	0.3975	0.4150	0.3943
E4	Cx	0.3400	0.3525	0.3525	0.3400
	Cy	0.3593	0.3800	0.3975	0.3768

Dominant color coordinate is measured with an accuracy of ± 0.01 .

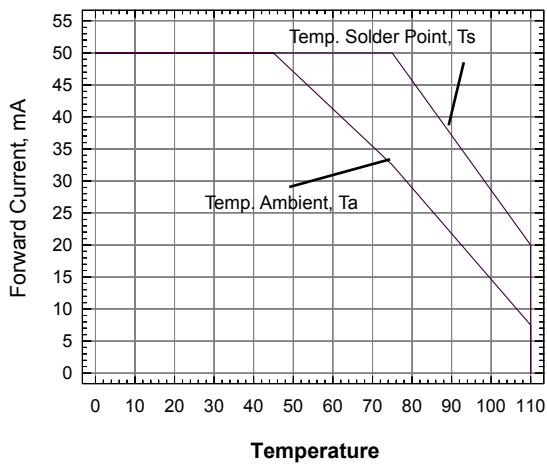
Relative Intensity Vs Forward Current



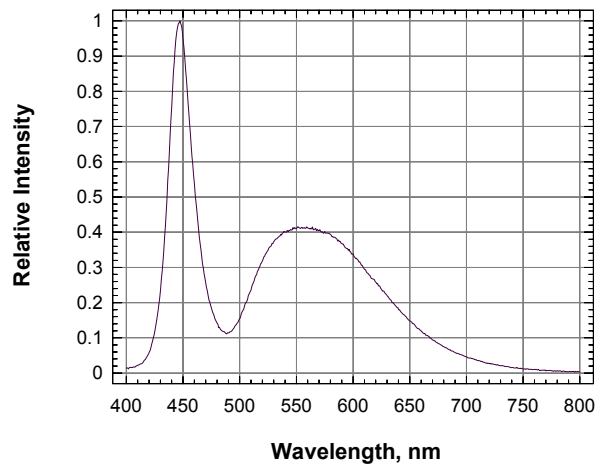
Forward Current Vs Forward Voltage



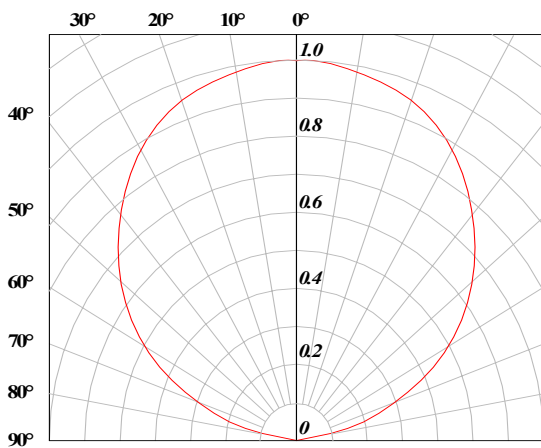
Maximum Forward Current Vs Temperature



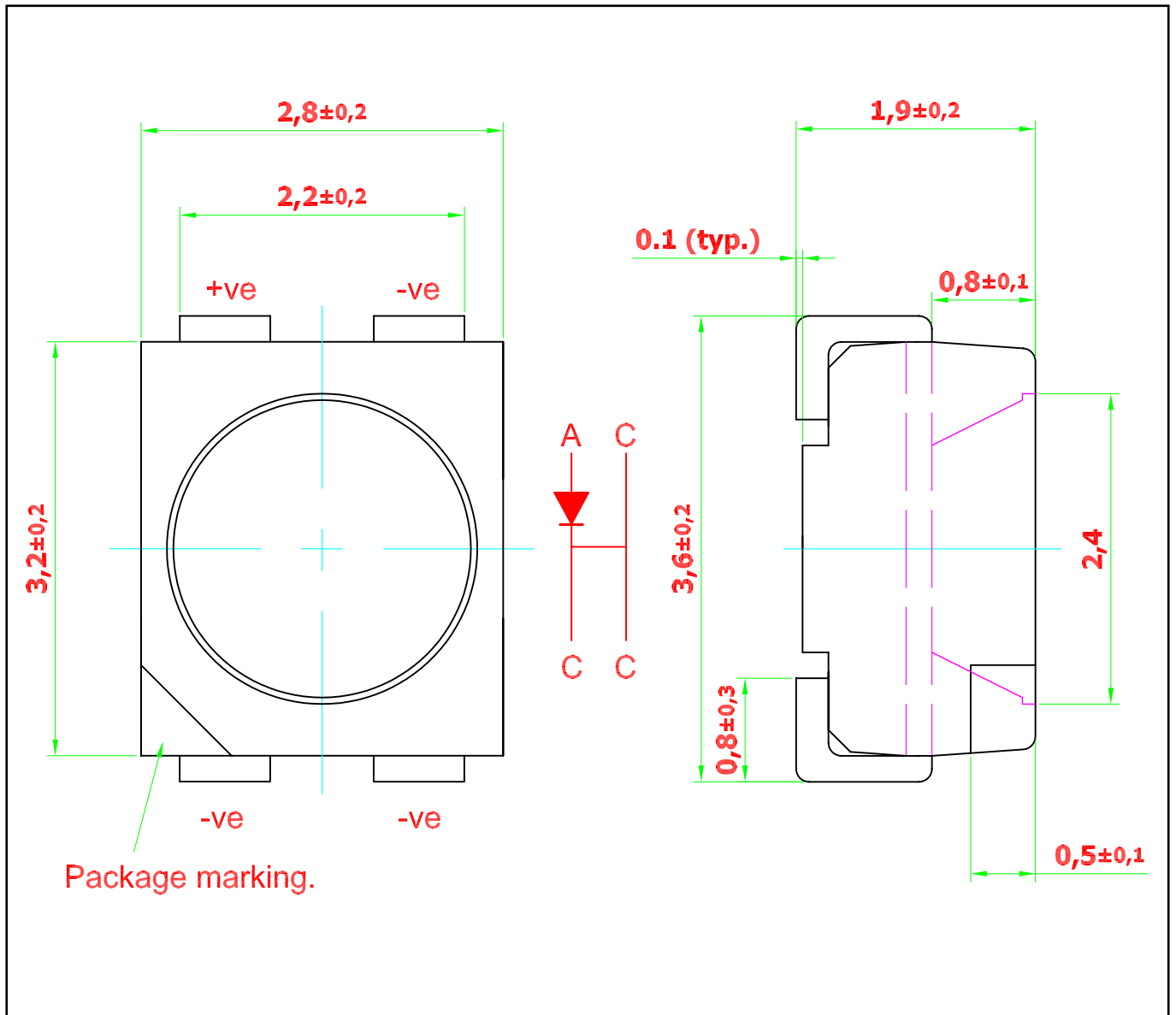
Wavelength Vs Forward Current



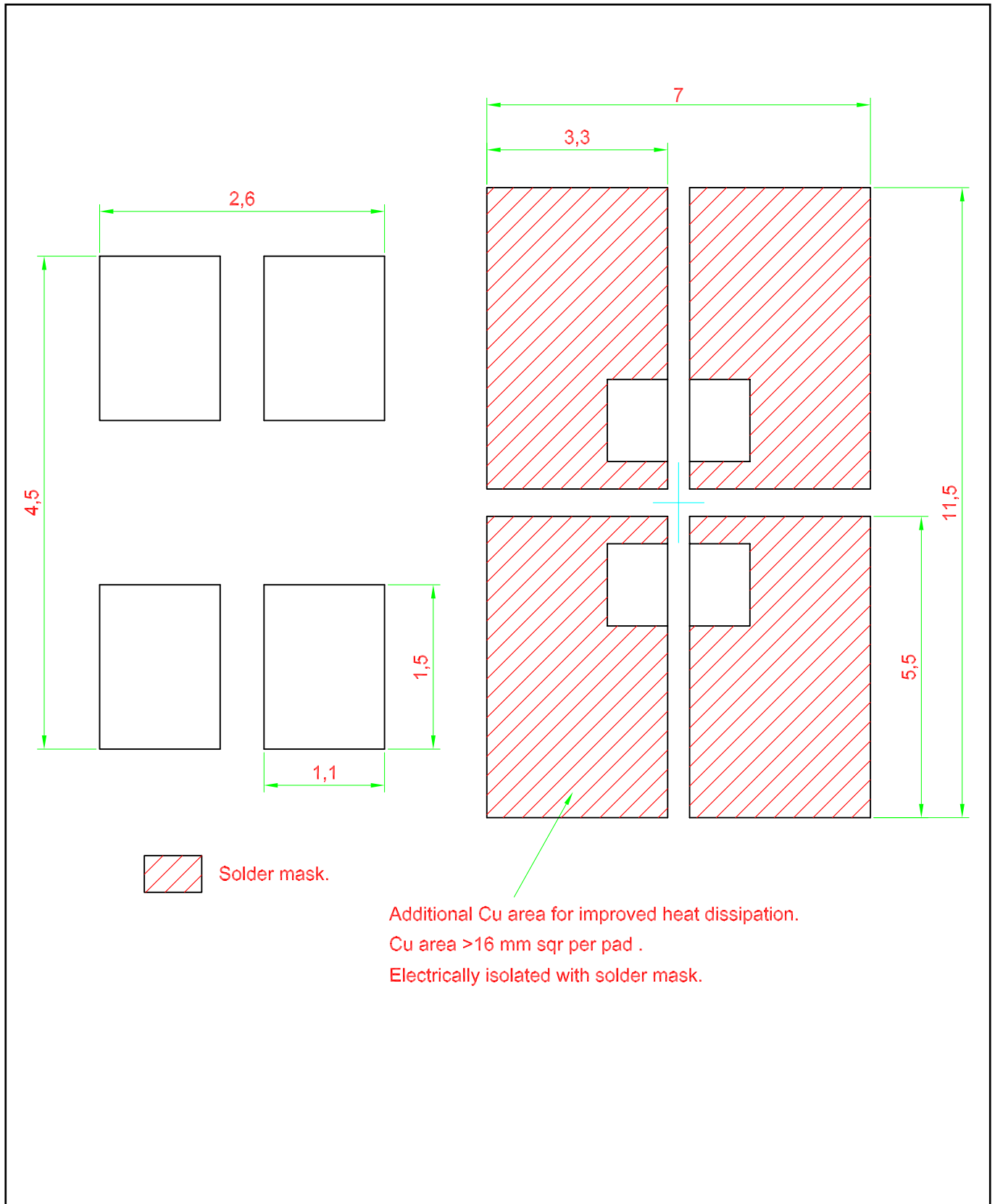
Radiation Pattern



Power DomiLED™ • InGaN White : DWW-UJG Package Outlines

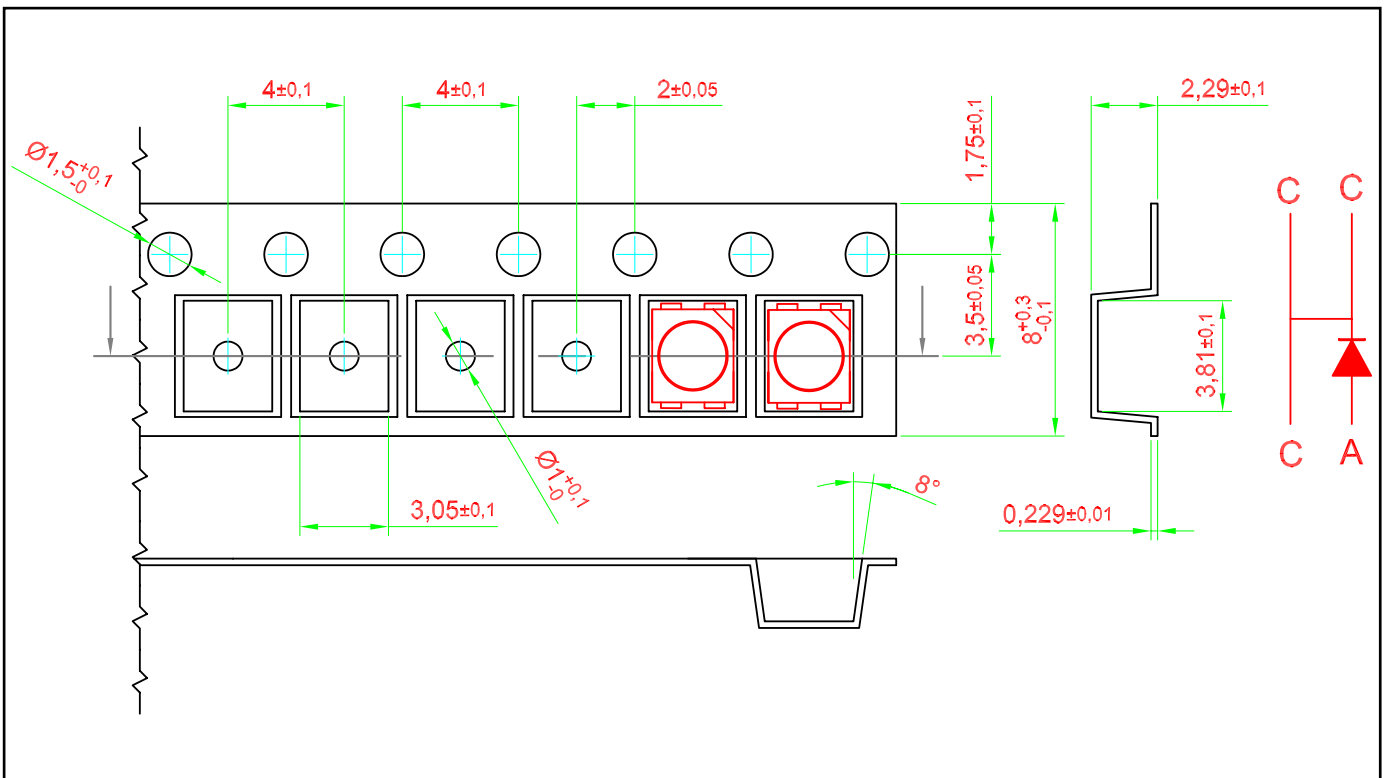


Recommended Solder Pad



Taping and orientation

- Reels come in quantity of 2000 units.
- Reel diameter is 180 mm.

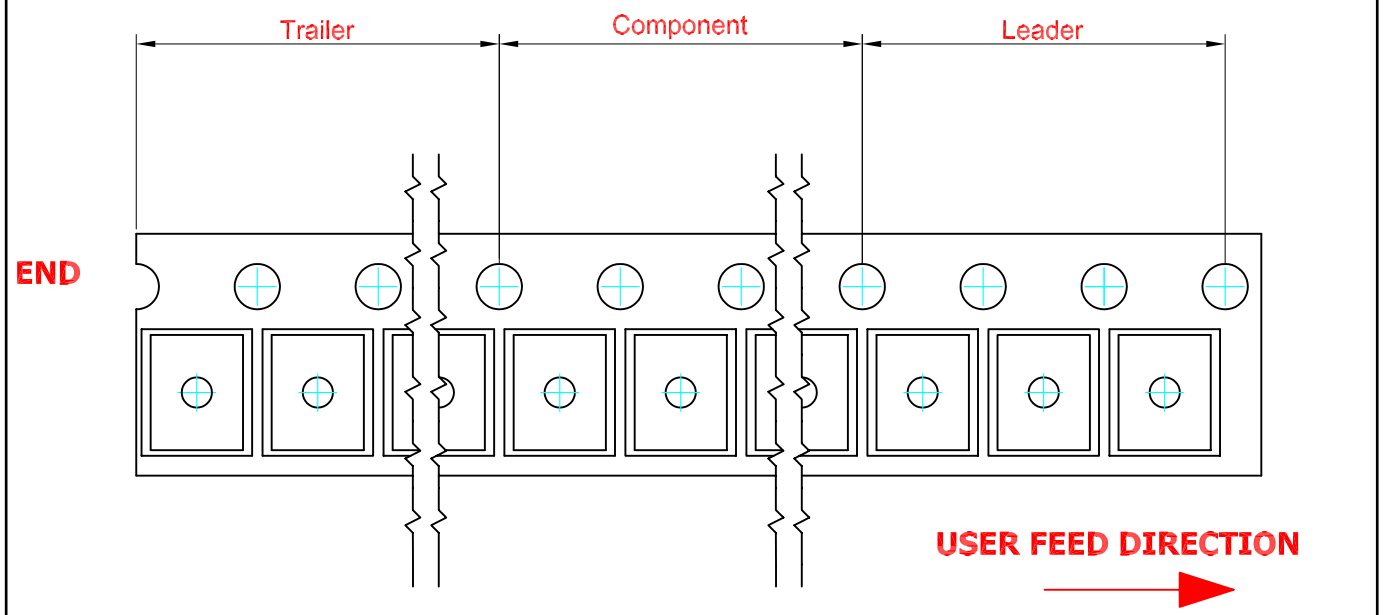


200 mm min. for $\varnothing 180$ reel.

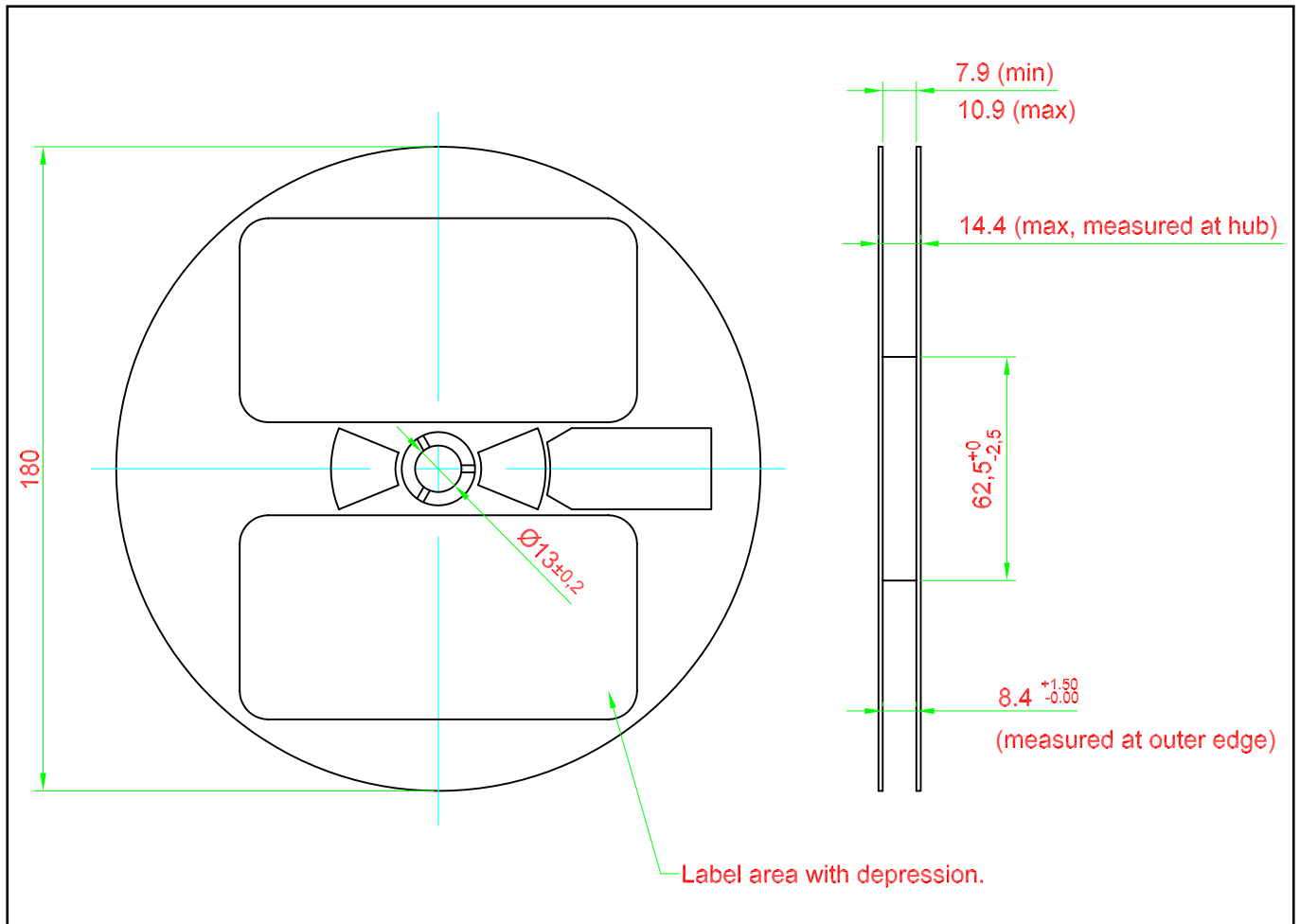
480 mm min. for $\varnothing 180$ reel.

200 mm min. for $\varnothing 330$ reel.

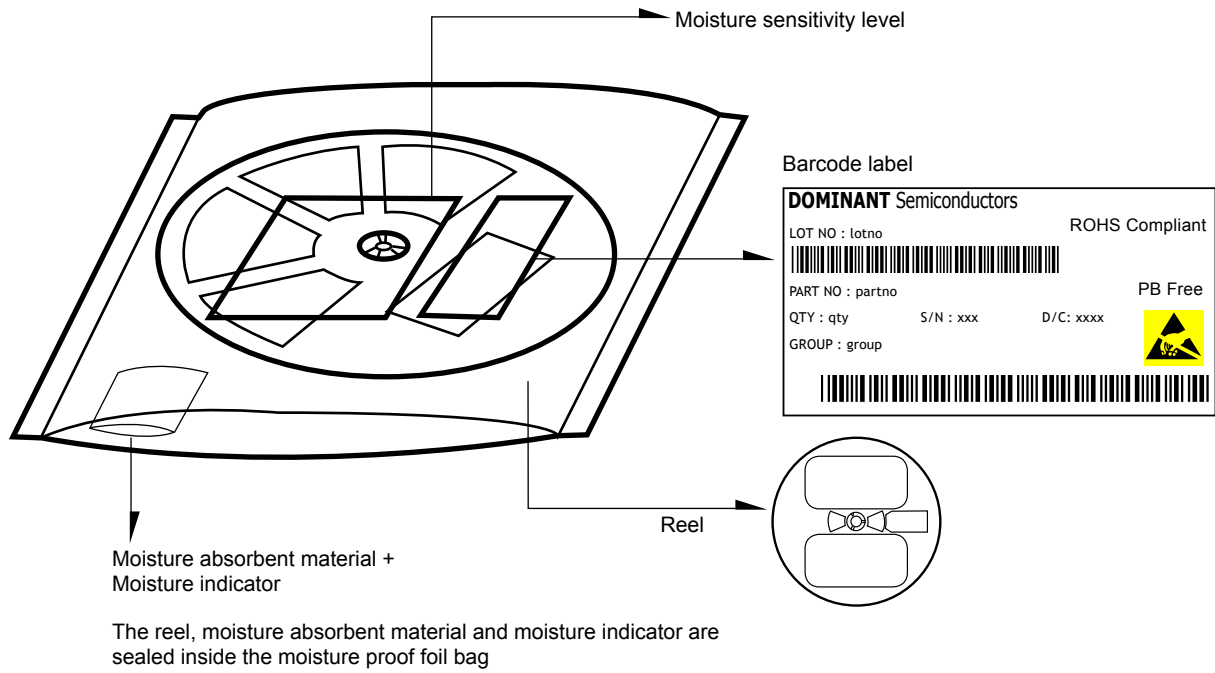
960 mm min. for $\varnothing 330$ reel.



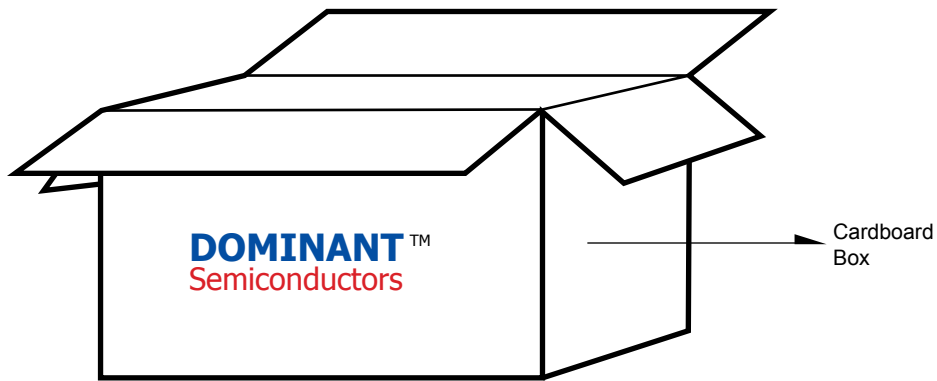
Packaging Specification



Packaging Specification



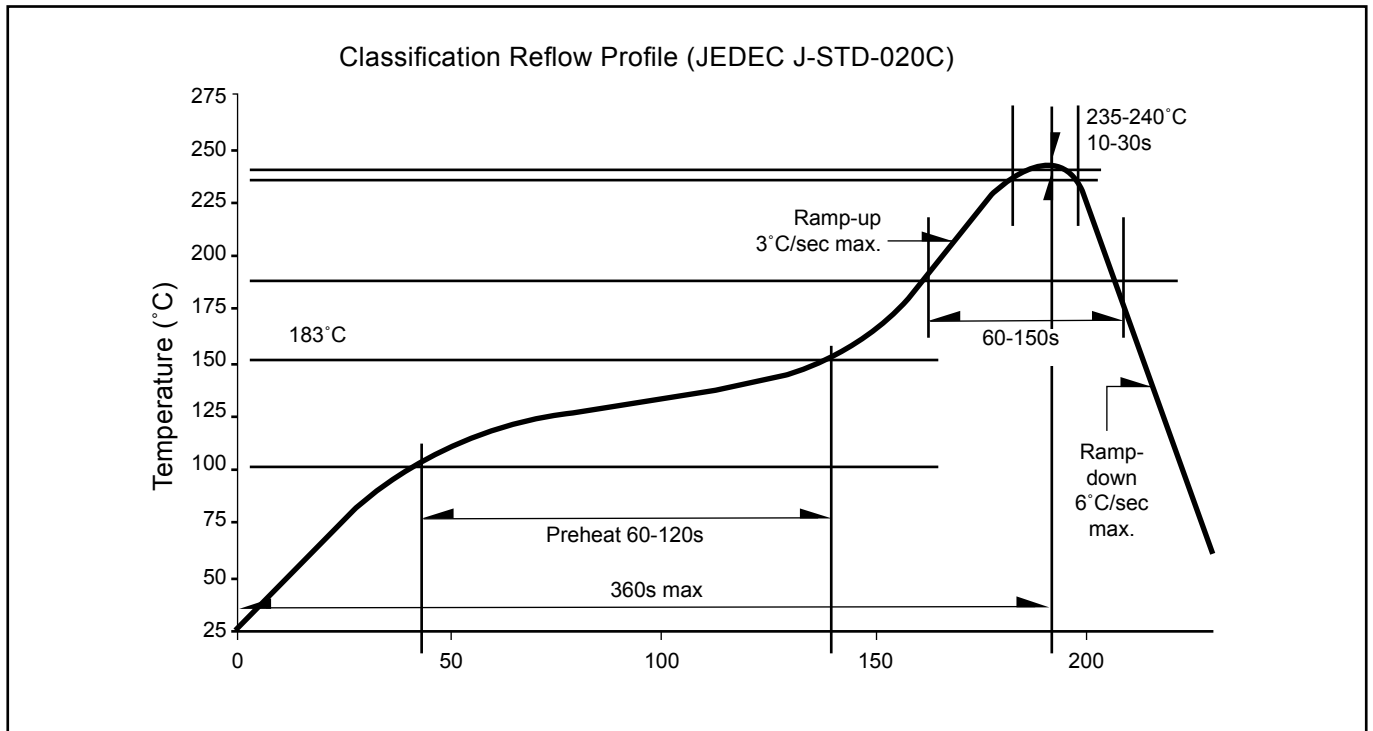
	Average 1pc Power DomiLED	1 completed bag (2000pcs)
Weight (gram)	0.034	190 ± 10



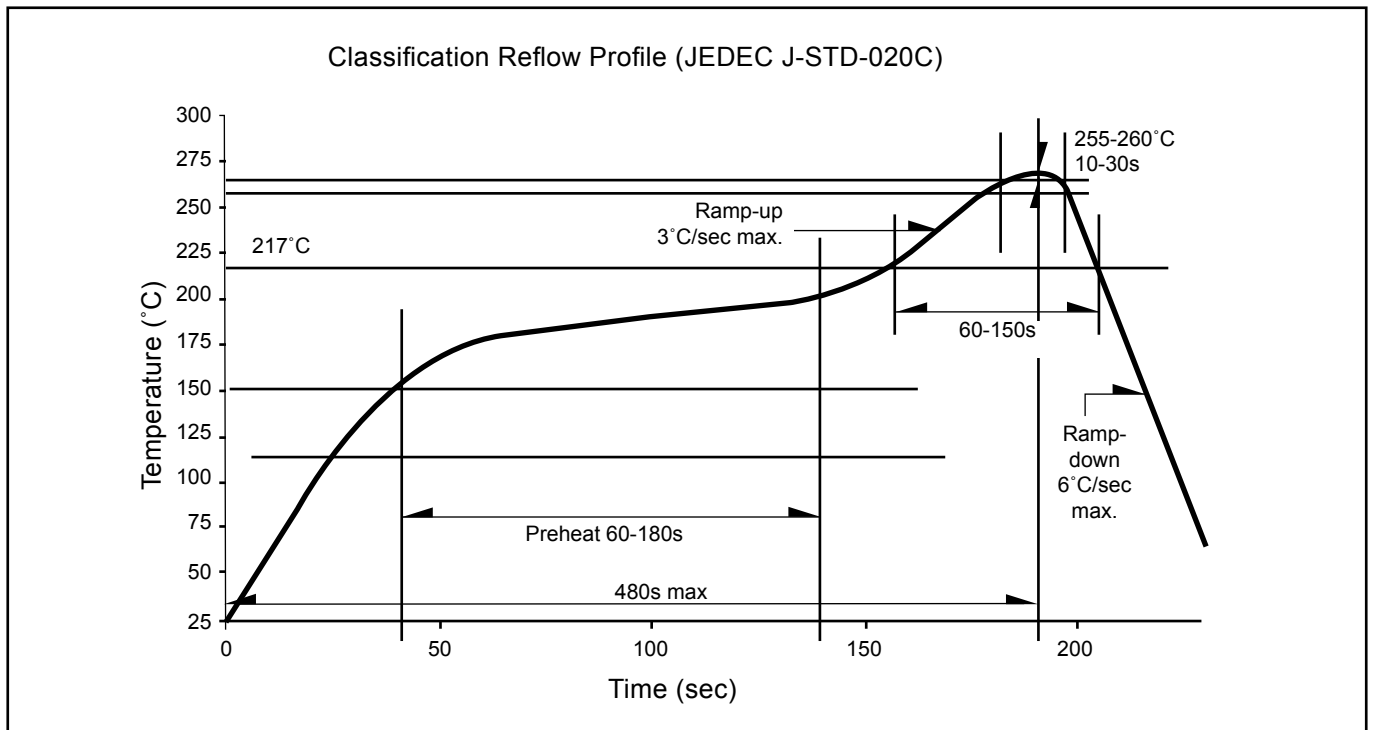
For Power DomiLED™

Cardboard Box Size	Dimensions (mm)	Empty Box Weight (kg)	Reel / Box	Quantity / Box (pcs)
Small	300 x 250 x 250	0.58	15 reels MAX	30,000 MAX
Large	416 x 516 x 476	1.74	55 reels MAX	110,000 MAX

Recommended Sn-Pb IR-Reflow Soldering Profile



Recommended Pb-free Soldering Profile



Revision History

Page	Subjects	Date of Modification
-	Initial Release	08 Jan 2007

NOTE

All the information contained in this document is considered to be reliable at the time of publishing. However, DOMINANT Semiconductors does not assume any liability arising out of the application or use of any product described herein.

DOMINANT Semiconductors reserves the right to make changes at any time without prior notice to any products in order to improve reliability, function or design.

DOMINANT Semiconductors products are not authorized for use as critical components in life support devices or systems without the express written approval from the Managing Director of DOMINANT Semiconductors.

About Us

DOMINANT Semiconductors is a dynamic Malaysian Corporation that is among the world's leading SMT LED Manufacturers. An excellence – driven organization, it offers a comprehensive product range for diverse industries and applications. Featuring an internationally certified quality assurance acclaim, DOMINANT's extra bright LEDs are perfectly suited for various lighting applications in the automotive, consumer and communications as well as industrial sectors. With extensive industry experience and relentless pursuit of innovation, DOMINANT's state-of-art manufacturing, research and testing capabilities have become a trusted and reliable brand across the globe. More information about DOMINANT Semiconductors can be found on the Internet at <http://www.dominant-semi.com>.

Please contact us for more information:

Head Quarter

DOMINANT Semiconductors Sdn. Bhd.
Lot 6, Batu Berendam, FTZ Phase III, 75350 Melaka, Malaysia
Tel: (606) 283 3566 Fax: (606) 283 0566
E-mail: sales@dominant-semi.com

DOMINANT China Sales Office

DOMINANT Semiconductors (Shenzhen) Co. Ltd.
24BC Newbaohui Building, No. 1007 West Nanhai Blvd., Nanshan, Shenzhen, China P.C. 518054
Tel: +86 (755) 86031785 / +86 (755) 86031786 Fax: +86 (755) 86031789
E-mail: sales_china@dominant-semi.com

DOMINANT Korea Sales Office

DOMINANT Semiconductors Korea Inc.
902 Sunil Technopia, 440 Sangdaewon-dong, Jungwon-gu, Sunghnam-si, Kyunggi-do, Korea 462726
Tel: 82-31-777-3978 Fax: 82-31-777-3976
E-mail: sales_korea@dominant-semi.com

