

Features

- Surface Mount
- Impedance 75 Ohms Nominal

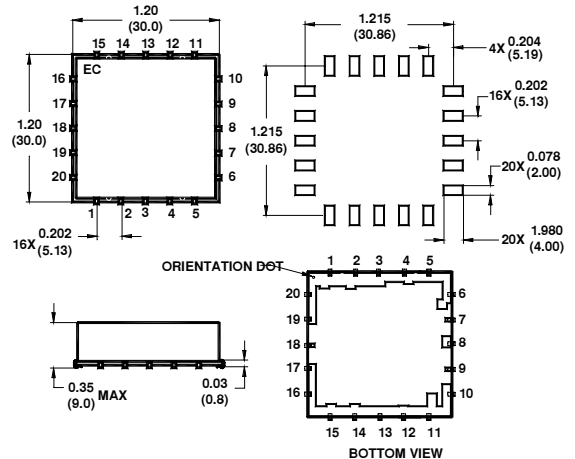
Description

M/A-COM's EDF-2 is a Low Cost, Non Hermetically Sealed Diplex Filter unit designed for CATV applications.

Electrical Specifications @ 25°C

Parameter	Test Conditions	Units	Min.	Typ.	Max.
Frequency Range	5-1000 MHz				
Low Pass Cutoff	42 MHz	-	-	-	-
Loss Pass Reject	54 MHz	-	-	-	-
High Pass Cutoff	54 MHz	-	-	-	-
Insertion Loss					
Low Pass (PassBand)	5-42 MHz	dB	-	0.5	1.0
Low Pass (StopBand)	54-1500 MHz	dB	45	50	-
Low Pass (StopBand)	500-1000 MHz	dB	38	40	-
High Pass (StopBand)	5-42 MHz	dB	45	50	-
High Pass (PassBand)	54-1000 MHz	dB	-	0.5	1.1
Insertion Loss Flatness	5-42 MHz	dB	-	-	0.5
	54-1000 MHz	dB	-	-	0.5
Return Loss Input Port	5-42 MHz	dB	18	21	-
	54-700 MHz	dB	18	21	-
	700-1000 MHz	dB	16	18	-
Return Loss Low Pass Port	5-42 MHz	dB	18	21	-
Return Loss High Pass Port	54-700 MHz	dB	18	21	-
	700-1000 MHz	dB	16	18	-

SM-85 Package

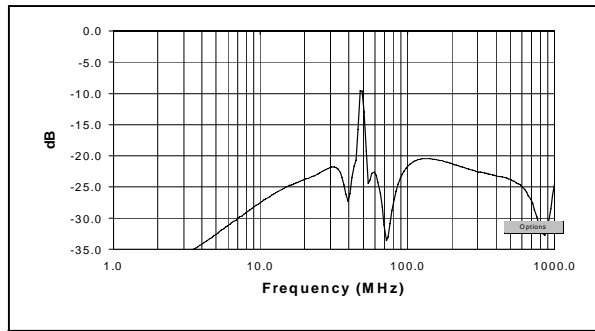


Note: Specifications subject to change without notice.

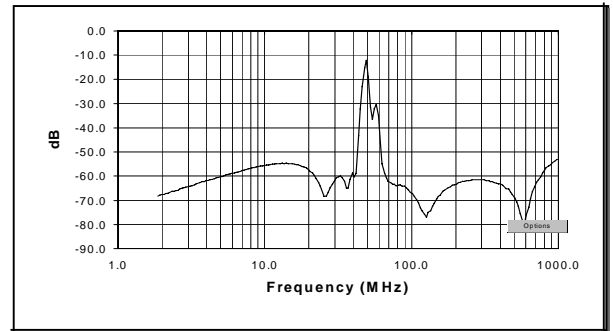
Note *: Flatness is defined as any response change within a 10 MHz frequency span therefore the flatness spec is intended to mean that no change of 0.5dB, within a 10 MHz frequency span anywhere in the pass band of a diplex filter will be permitted.

Typical Performance @ +25° C

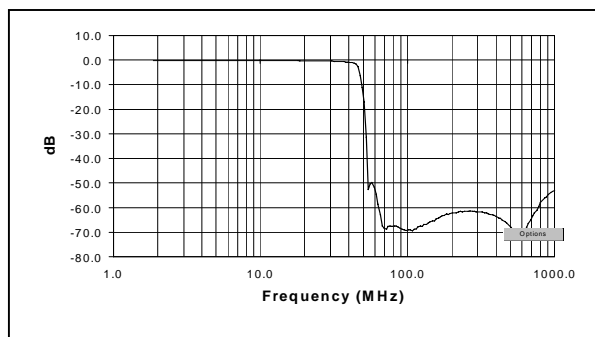
Input Return Loss



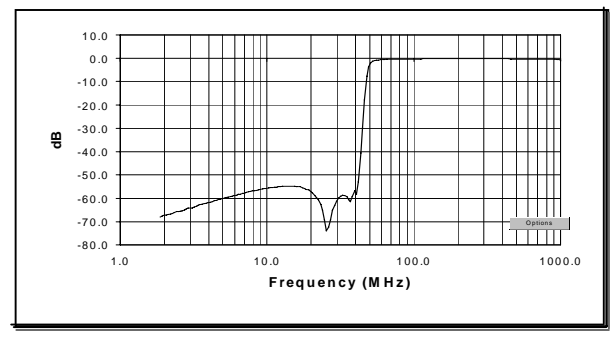
Isolation



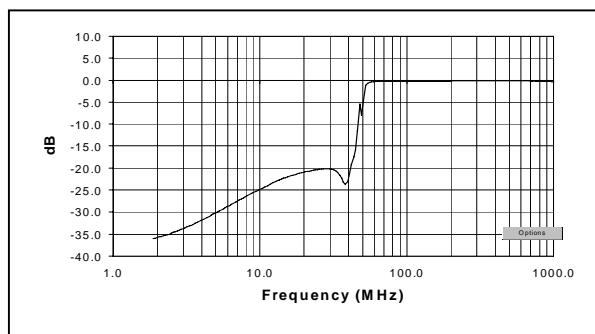
Low Pass Filter Insertion Loss



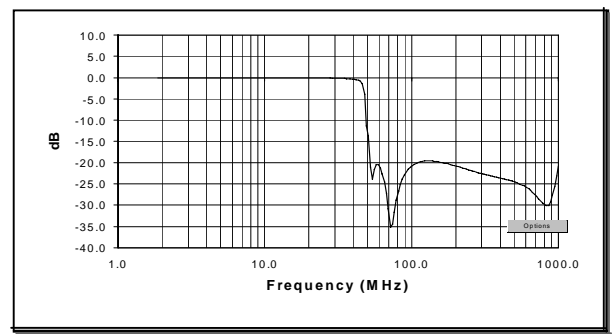
High Pass Filter Insertion Loss



Low Pass Filter Output Return Loss



High Pass Filter Output Return Loss



Rev F

Specifications subject to change without notice.

- North America: Tel. (800) 366-2266, Fax (800) 618-8883
- Asia/Pacific: Tel.+81-44-844-8296, Fax +81-44-844-8298
- Europe: Tel. +44 (1344) 869 595, Fax+44 (1344) 300 020

Visit www.macom.com for additional data sheets and product information.

tyco / Electronics

MACOM

Absolute Maximum Ratings

Parameter	Absolute Maximum
RF Power	250 mW
DC Current	30 mA
Operating/Storage Temperature	-20° C to +85° C

Functional Configuration

Function	Pin No.
Input	18
Low Pass	9
High Pass	7
Ground	1-6,8,10-17,19,20
Not Connected	-

Additional Specifications	Group Delay (nSec)
	36.8-40 MHz =12ns 51-57 MHz =10ns

Rev F.

Specifications subject to change without notice.

■ North America: Tel. (800) 366-2266, Fax (800) 618-8883

■ Asia/Pacific: Tel.+81-44-844-8296, Fax +81-44-844-8298

■ Europe: Tel. +44 (1344) 869 595, Fax+44 (1344) 300 020

Visit www.macom.com for additional data sheets and product information.

tyco / Electronics

MACOM