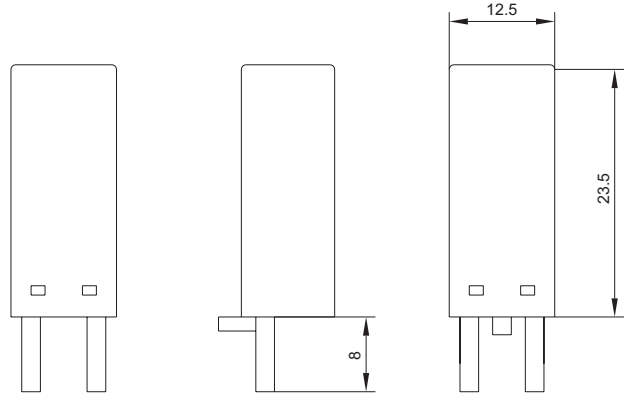


HFAA to HFHU

PLUG-IN MODULES



OUTLINE DIMENSIONS



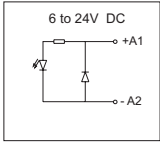
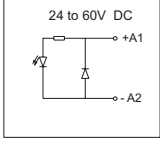
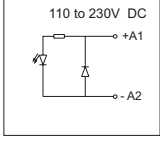
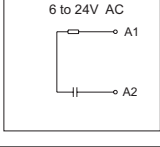
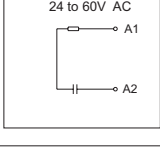
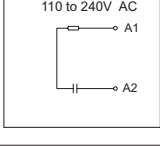
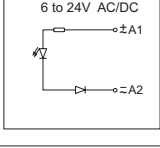
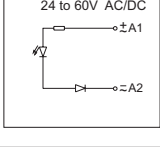
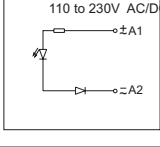
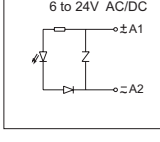
SPECIFICATIONS FOR MODULES

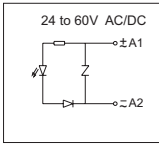
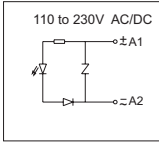
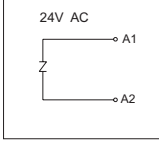
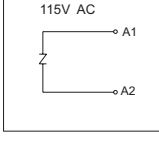
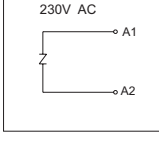
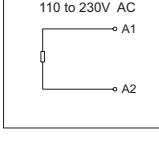
Ordering Code ¹⁾	Circuit Diagram	Voltage	Components	Functions
HFAA		6 to 230VDC	Diode	<ul style="list-style-type: none"> ● With diode to protect the coil and to eliminate the converse current
HFAB		6 to 230VDC	Diode	<ul style="list-style-type: none"> ● With diode to protect the coil and to eliminate the converse current
HFBC (R) HFBC (G)		6 to 24VDC	Diode LED Resistor	<ul style="list-style-type: none"> ● With diode to protect the coil and to eliminate the converse current ● With LED to show the coil in voltage
HFBD (R) HFBD (G)		24 to 60VDC	Diode LED Resistor	<ul style="list-style-type: none"> ● With diode to protect the coil and to eliminate the converse current ● With LED to show the coil in voltage
HFBE (R) HFBE (G)		110 to 230VDC	Diode LED Resistor	<ul style="list-style-type: none"> ● With diode to protect the coil and to eliminate the converse current ● With LED to show the coil in voltage



HONGFA RELAY
ISO9001、ISO/TS16949、ISO14001、OHSAS18001 CERTIFIED

2007 Rev. 1.00

Ordering Code ¹⁾	Circuit Diagram	Voltage	Components	Functions
HFCE (R) HFCE (G)		6 to 24VDC	Diode LED Resistor	<ul style="list-style-type: none"> ● With diode to protect the coil and to eliminate the converse current ● With LED to show the coil in voltage
HFCG (R) HFCG (G)		24 to 60VDC	Diode LED Resistor	<ul style="list-style-type: none"> ● With diode to protect the coil and to eliminate the converse current ● With LED to show the coil in voltage
HFCH (R) HFCH (G)		110 to 230VDC	Diode LED Resistor	<ul style="list-style-type: none"> ● With diode to protect the coil and to eliminate the converse current ● With LED to show the coil in voltage
HFDE		6 to 24VDC	Capacitor Resistor	<ul style="list-style-type: none"> ● With RC to protect the coil and to absorb instant starting surge current
HFDE		24 to 60VDC	Capacitor Resistor	<ul style="list-style-type: none"> ● With RC to protect the coil and to absorb instant starting surge current
HFDE		110 to 230VDC	Capacitor Resistor	<ul style="list-style-type: none"> ● With RC to protect the coil and to absorb instant starting surge current
HFEE (R) HFEE (G)		6 to 24 VDC / VAC	Diode LED Resistor	<ul style="list-style-type: none"> ● With diode to protect the coil and to eliminate the converse current ● With LED to show the coil in voltage
HFEE (R) HFEE (G)		24 to 60 VDC / VAC	Diode LED Resistor	<ul style="list-style-type: none"> ● With diode to protect the coil and to eliminate the converse current ● With LED to show the coil in voltage
HFEE (R) HFEE (G)		110 to 230 VDC / VAC	Diode LED Resistor	<ul style="list-style-type: none"> ● With diode to protect the coil and to eliminate the converse current ● With LED to show the coil in voltage
HFEE (R) HFEE (G)		6 to 24 VDC / VAC	Diode LED Resistor Varistor	<ul style="list-style-type: none"> ● With diode to protect the coil and to eliminate the converse current ● With LED to show the coil in voltage ● With varistor in parallel connection to absorb instant starting surge current

Ordering Code ¹⁾	Circuit Diagram	Voltage	Components	Functions
HFFP (R) HFFP (G)		24 to 60 VDC / VAC	Diode LED Resistor Varistor	<ul style="list-style-type: none"> ● With diode to protect the coil and to eliminate the converse current ● With LED to show the coil in voltage ● With varistor in parallel connection to absorb instant starting surge current
HFFQ (R) HFFQ (G)		110 to 230 VDC / VAC	Diode LED Resistor Varistor	<ul style="list-style-type: none"> ● With diode to protect the coil and to eliminate the converse current ● With LED to show the coil in voltage ● With varistor in parallel connection to absorb instant starting surge current
HFGR		24VAC	Varistor	<ul style="list-style-type: none"> ● With varistor in parallel connection to absorb instant starting surge current
HFGS		115VAC	Varistor	<ul style="list-style-type: none"> ● With varistor in parallel connection to absorb instant starting surge current
HFGT		230VAC	Varistor	<ul style="list-style-type: none"> ● With varistor in parallel connection to absorb instant starting surge current
HFHU		110 to 230VAC	Resistor	<ul style="list-style-type: none"> ● With resistor to protect the coil and to spread around current

1) When there is LED in the module, please indicate (R) or (G) to show the color of the light, for example HFBC(R) or HFBC (G). (R) means red light while (G) means green light.