

# HFS5(JGC-5F)

# SOLID STATE RELAY



File No.: R2024431



File No.: CQC02001001943



### Features

- 2500V dielectric strength
- 600V blocking voltage
- Photo isolation
- Zero cross or random turn-on
- Printed circuit board mount
- RoHS compliant

### INPUT (TA = 25°C)

Control voltage range	05D	4 to 6VDC
	12D	9.6 to 14.4VDC
	24D	19.2 to 28.8VDC
Must operate voltage	05D	4VDC
	12D	9.6VDC
	24D	19.2VDC
Must release voltage		1.0VDC
Max. input current		15mA

### OUTPUT (TA = 25°C)

Load voltage range	75 to 280VAC	
Load current range	0.1 to 2A	
Max. surge current (10ms)	25A <sub>pk</sub>	
Max. leakage current	1.5mA	
Max. on-state voltage drop	1.5V <sub>rms</sub>	
Max. turn-on time	Zero cross turn-on	1/2cycle + 1ms
	Random turn-on	1ms
Max. turn-off time	1/2cycle + 1ms	
Max. transient overvoltage	600V <sub>pk</sub>	
Min. off-state dv/dt	100V/μs	
Max. zero cross overvoltage	±15V	
Min. power factor	0.5	

### GENERAL (TA = 25°C)

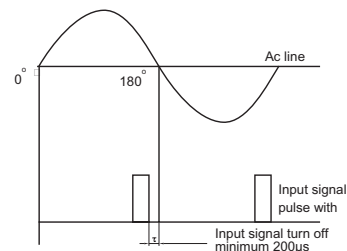
Dielectric strength ( input to output )	2500VAC, 50 / 60Hz 1min	
Insulation resistance	1000MΩ (at 500VDC)	
Max. capacitance ( input to output )	5pF	
Vibration resistance	10 to 55 HZ 1.5mm DA	
Shock resistance	1000m/s <sup>2</sup>	
Ambient temperature	Operating	-30°C to 85°C
	Storage	-30°C to 100°C
Ambient humidity	45% to 85% RH	
Unit weight	Approx. 6g	

### DESCRIPTION

This SPST-NO printed circuit board mount SIP SSR provides AC output switching in a high density package. The HFS5's DC input is compatible with 5, 12 and 24V logic systems. The relay provides 2500VAC opto-isolation, between input and output. Encapsulation, thermally conductive epoxy.

### PRECAUTIONS

1. Soldering must be completed within 10 seconds at 260 °C or less or within 5 seconds at 350 °C or less.
2. The SSR case serves to dissipate heat. Install the relays so that they are adequately ventilated. If poor ventilation is unavoidable, reduce the load current by half.
3. The input circuitry does not incorporate a circuit protecting the SSR from being damaged due to a reversed connection.
4. Make sure that the polarity is correct when connecting the input lines.
5. When using the HFS5 series for an AC load with a peak voltage of more than 450V, connect the load terminals of the relay to an inrush absorber (varistor). The recommended varistor voltage is 470V.
6. The HFS5 series is not internally connected to a snubber circuit that absorbs noise. Make sure that a snubber circuit is connected to the relay's load terminals.
7. When using the HFS5 series in phase control applications, at a phase control angle close to 180 degrees the relay's input signal turn off at the trailing edge of the AC sine wave must be limited to end 200μs before AC zero cross as shown in below Figure. This assures that the relay has time to switch off. Shorter times may cause loss of control at the following half cycle.



HONGFA RELAY  
ISO9001、ISO/TS16949、ISO14001、OHSAS18001 CERTIFIED

2007 Rev. 1.00

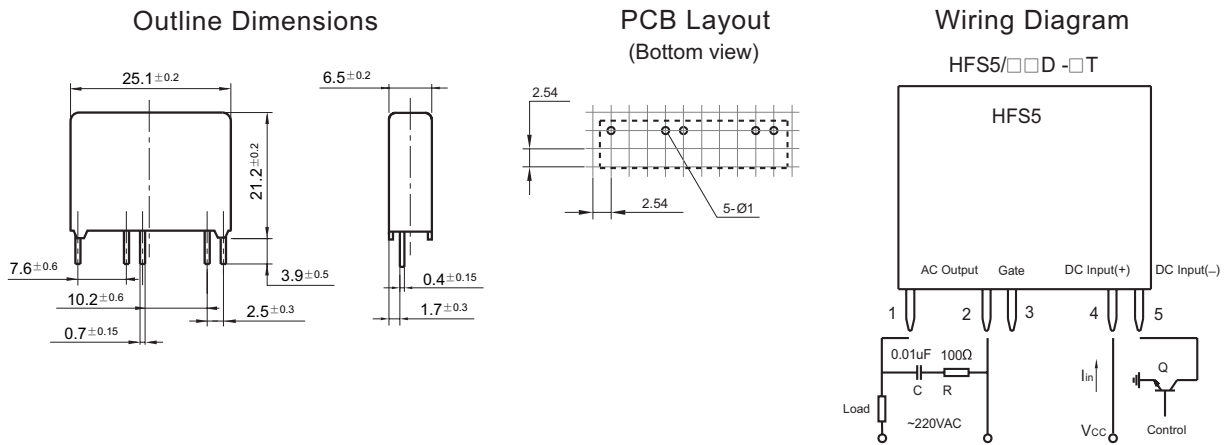
## ORDERING INFORMATION

Type	HFS5 /	05	D	0	T	(XXX)
Input voltage	05: 4 to 6V 12: 9.6 to 14.4V 24: 19.2 to 28.8V					
Input voltage form	D: DC					
Zero cross function	0: Zero cross turn-on		1: Random turn-on			
Termination	T: T type (See the following)					
Customer special code	Only for special requirements, e.g. (555) stands for RoHS compliant					

Notes: HFS5 is an environmental friendly product, please mark special code (555) when order.

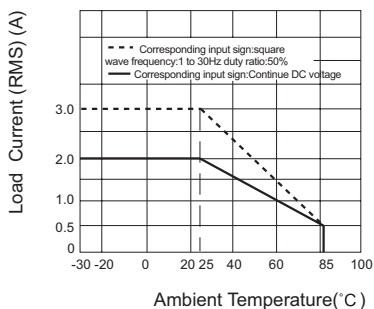
## OUTLINE DIMENSIONS, WIRING DIAGRAM AND PC BOARD LAYOUT

Unit: mm

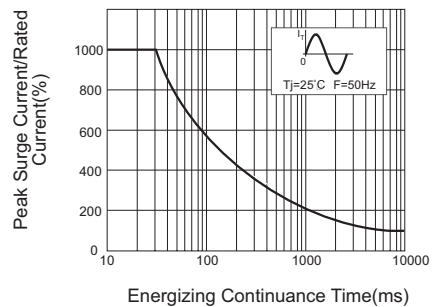


## CHARACTERISTIC CURVES

Max. Load Current vs. Ambient Temperature



Max. Permissible Non-repetitive Peak Surge Current vs. Continuance Time



### Disclaimer

This datasheet is for the customers' reference. All the specifications are subject to change without notice.

We could not evaluate all the performance and all the parameters for every possible application. Thus the user should be in a right position to choose the suitable product for their own application. If there is any query, please contact Hongfa for the technical service. However, it is the user's responsibility to determine which product should be used only.