



SAW Components

Data Sheet K 7253 M





SAW Components

K 7253 M

IF Filter for Intercarrier / Multistandard Applications

38,00 MHz

Data Sheet

Standard

- B/G
- D/K
- M/N

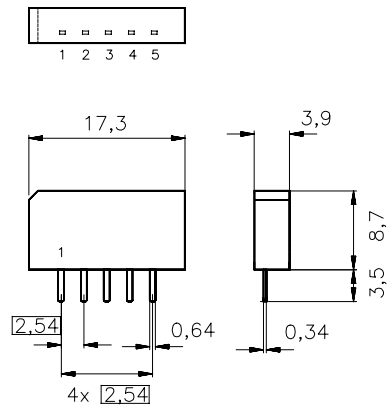
Features

- TV IF filter switchable from B/G, D/K mode to M/N mode
- M/N mode with Nyquist slope and sound shelf
- Customized group delay predistortion
- B/G, D/K mode with Nyquist slope and sound shelf
- Customized group delay predistortion

Terminals

- Tinned CuFe alloy

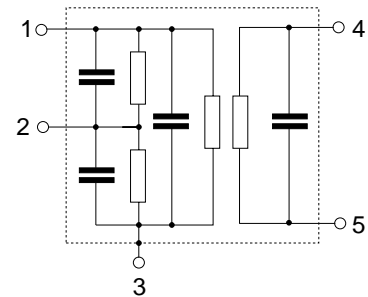
Plastic package **SIP5K**



Dimensions in mm, approx. weight 1,0 g

Pin configuration

- 1 Input
- 2 Switching input
- 3 Chip carrier - ground
- 4,5 Output



Type	Ordering code	Marking and package according to	Packing according to
K 7253 M	B39380-K7253-M100	C61157-A1-A15	F61074-V8067-Z000

Maximum ratings

Operable temperature range	T_A	-25/+65	°C	
Storage temperature range	T_{stg}	-40/+85	°C	
DC voltage	V_{DC}	5	V	between any terminals
AC voltage	V_{pp}	10	V	between any terminals



SAW Components

K 7253 M

IF Filter for Intercarrier / Multistandard Applications

38,00 MHz

Data Sheet

Characteristics in B/G, D/K mode (switching pin 2 connected to ground)

Reference temperature: $T_A = 25\text{ °C}$
 Terminating source impedance: $Z_S = 50\ \Omega$
 Terminating load impedance: $Z_L = 2\text{ k}\Omega \parallel 3\text{ pF}$

		min.	typ.	max.	
Insertion attenuation					
	α				
Reference level for the following data	36,50 MHz	15,9	17,4	18,9	dB
Relative attenuation					
	α_{rel}				
Picture carrier	38,00 MHz	4,7	5,7	6,7	dB
Color carrier	33,57 MHz	0,2	1,2	2,2	dB
Sound carrier	31,50 MHz	18,5	20,0	21,5	dB
	32,50 MHz	18,1	19,6	—	dB
Adjacent picture carrier	30,00 MHz	42,0	50,0	—	dB
	31,00 MHz	40,0	55,0	—	dB
Adjacent sound carrier	39,50 MHz	40,0	46,0	—	dB
	40,50 MHz	37,0	42,0	—	dB
Lower sidelobe	25,00 30,00 MHz	38,0	44,0	—	dB
Upper sidelobe	39,50 45,00 MHz	33,0	39,0	—	dB
Reflected wave signal suppression					
1,3 μ s ... 6,0 μ s after main pulse (test pulse 250 ns, carrier frequency 36,50 MHz)		42,0	51,0	—	dB
Feedthrough signal suppression					
1,2 μ s ... 1,1 μ s before main pulse (test pulse 250 ns, carrier frequency 36,50 MHz)		50,0	56,0	—	dB
Group delay predistortion					
(reference frequency 38,00 MHz)					
	$\Delta\tau$				
	33,57 MHz	—	-40	—	ns
Impedance at 36,50 MHz					
	Input: $Z_{IN} = R_{IN} \parallel C_{IN}$	—	1,2 \parallel 16,5	—	k Ω \parallel pF
	Output: $Z_{OUT} = R_{OUT} \parallel C_{OUT}$	—	2,5 \parallel 3,9	—	k Ω \parallel pF
Temperature coefficient of frequency					
	TC_f	—	-72	—	ppm/K


SAW Components
K 7253 M
IF Filter for Intercarrier / Multistandard Applications
38,00 MHz
Data Sheet
Characteristics in M/N mode (switching pin 2 connected to pin 1)

Reference temperature: $T_A = 25\text{ °C}$
 Terminating source impedance: $Z_S = 50\ \Omega$
 Terminating load impedance: $Z_L = 2\text{ k}\Omega \parallel 3\text{ pF}$

		min.	typ.	max.	
Insertion attenuation					
	α				
Reference level for the following data	36,50 MHz	15,5	17,0	18,5	dB
Relative attenuation					
	α_{rel}				
Picture carrier	38,00 MHz	5,2	6,2	7,2	dB
Color carrier	34,42 MHz	2,8	3,8	4,8	dB
Sound carrier	33,50 MHz	18,3	19,8	21,3	dB
Adjacent picture carrier	32,00 MHz	38,0	46,0	—	dB
Adjacent sound carrier	39,50 MHz	36,0	43,0	—	dB
Lower sidelobe	25,00 32,00 MHz	36,0	42,0	—	dB
Upper sidelobe	39,50 45,00 MHz	31,0	37,0	—	dB
Reflected wave signal suppression					
1,2 μ s ... 6,0 μ s after main pulse (test pulse 250 ns, carrier frequency 36,50 MHz)		42,0	51,0	—	dB
Feedthrough signal suppression					
1,2 μ s ... 1,1 μ s before main pulse (test pulse 250 ns, carrier frequency 36,50 MHz)		50,0	56,0	—	dB
Group delay predistortion					
(reference frequency 38,00 MHz)					
	$\Delta\tau$				
	34,42 MHz	—	-50	—	ns
Impedance at 36,50 MHz					
	Input: $Z_{IN} = R_{IN} \parallel C_{IN}$	—	1,2 \parallel 18,9	—	k Ω \parallel pF
	Output: $Z_{OUT} = R_{OUT} \parallel C_{OUT}$	—	2,5 \parallel 3,9	—	k Ω \parallel pF
Temperature coefficient of frequency					
	TC_f	—	-72	—	ppm/K



SAW Components

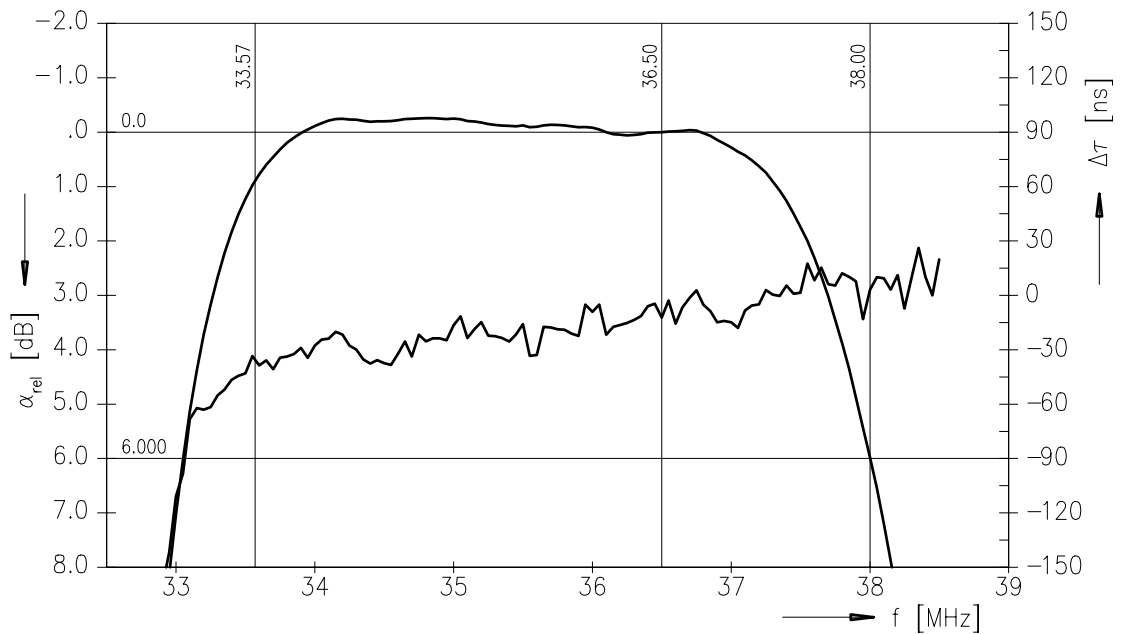
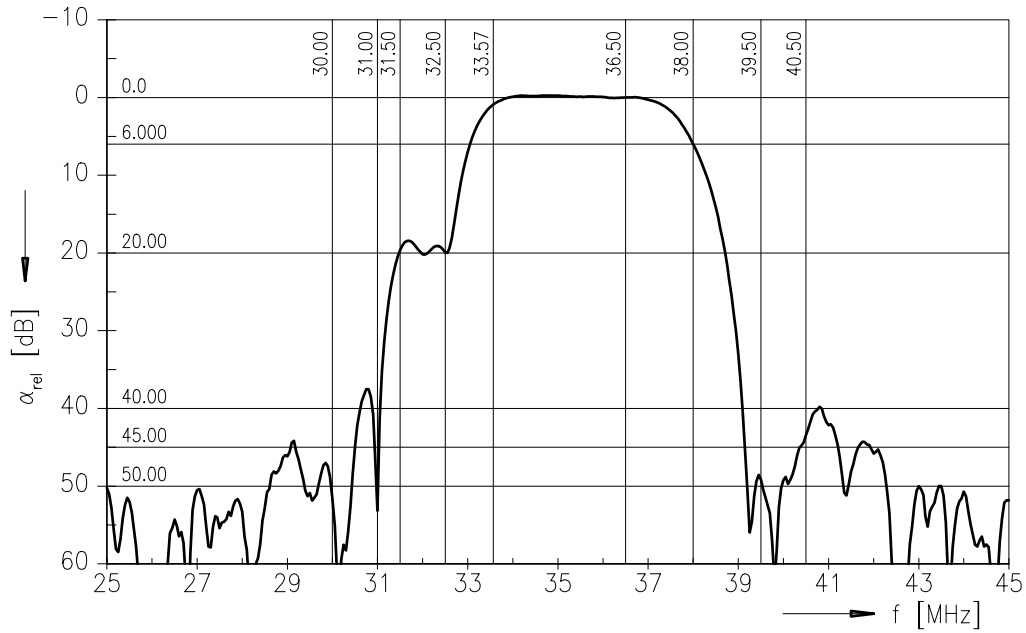
K 7253 M

IF Filter for Intercarrier / Multistandard Applications

38,00 MHz

Data Sheet

Frequency response B/G, D/K mode





SAW Components

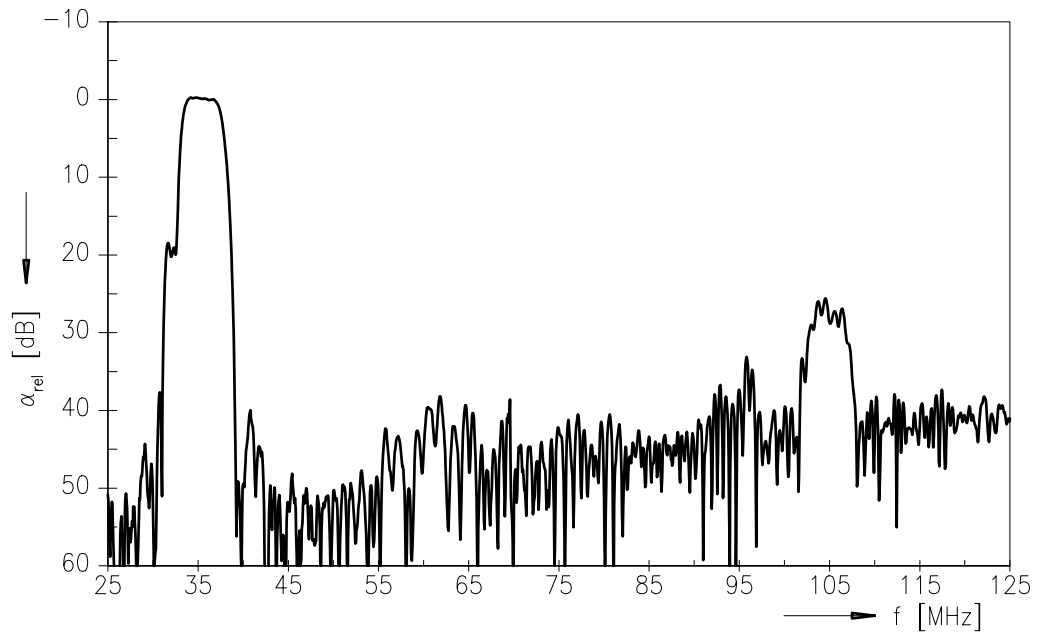
K 7253 M

IF Filter for Intercarrier / Multistandard Applications

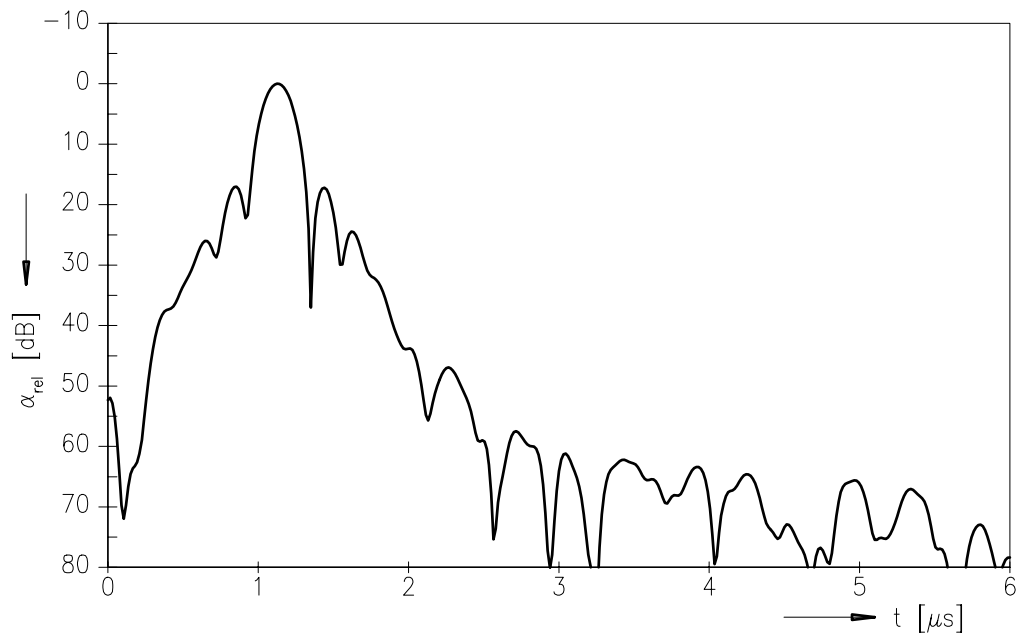
38,00 MHz

Data Sheet

Frequency response B/G, D/K mode



Time domain response B/G, D/K mode





SAW Components

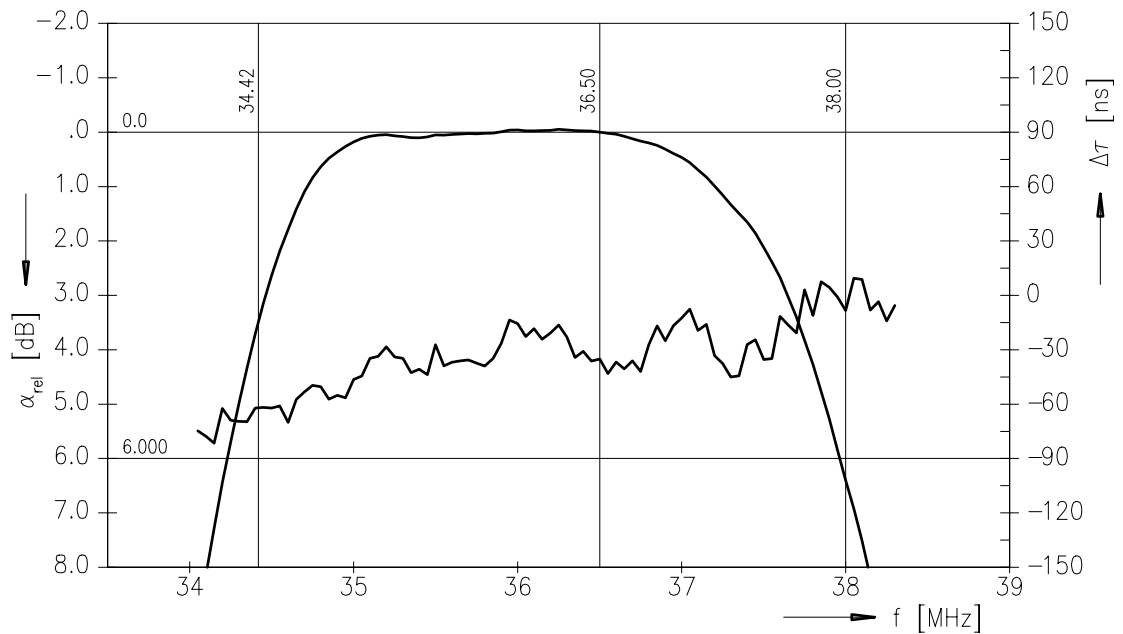
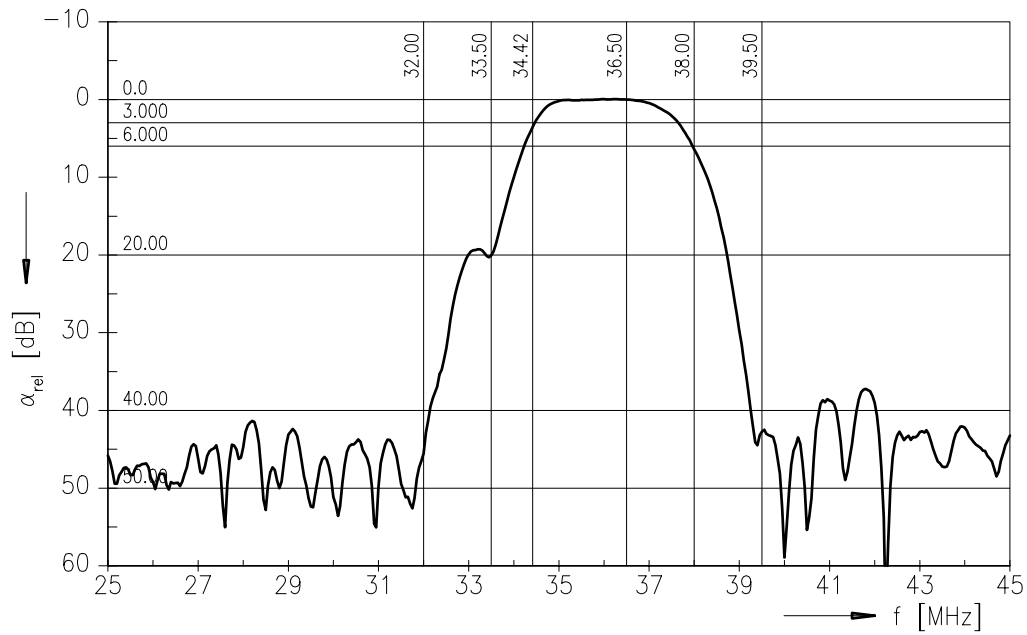
K 7253 M

IF Filter for Intercarrier / Multistandard Applications

38,00 MHz

Data Sheet

Frequency response M/N mode





SAW Components

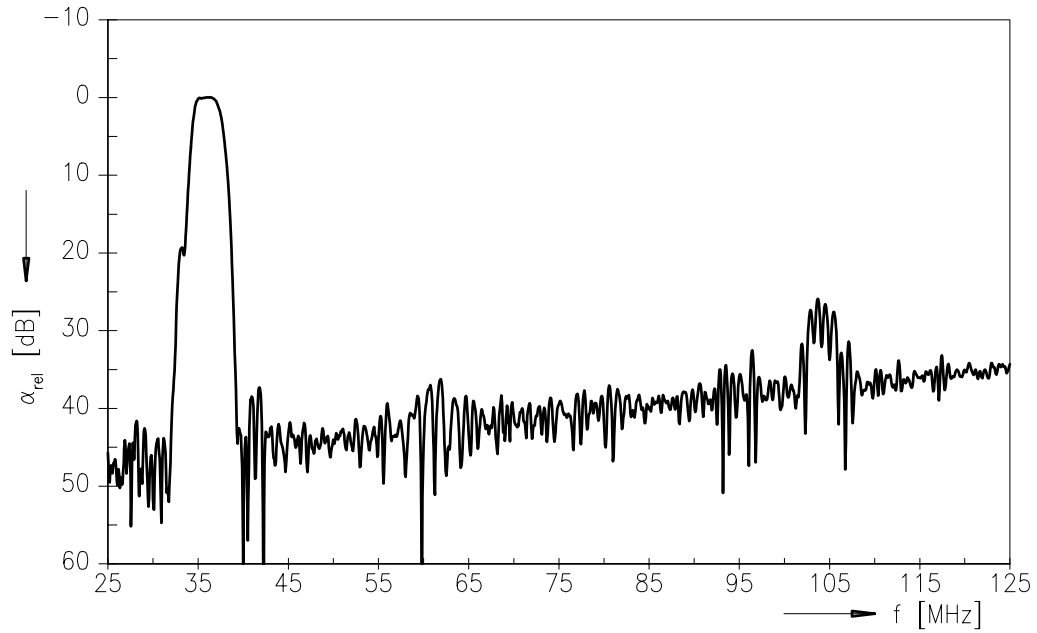
K 7253 M

IF Filter for Intercarrier / Multistandard Applications

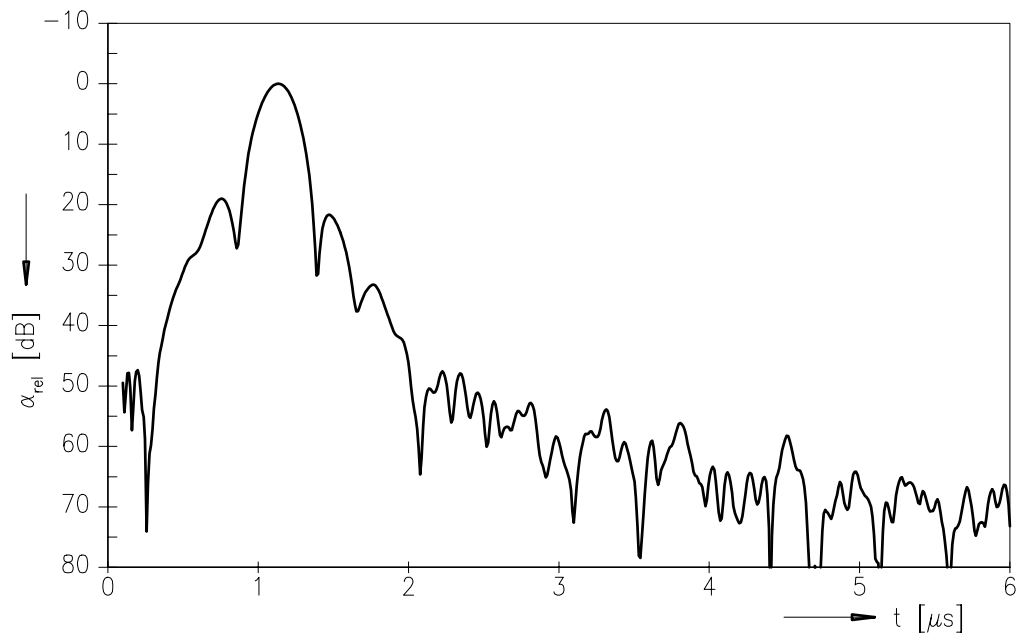
38,00 MHz

Data Sheet

Frequency response M/N mode



Time domain response M/N mode





SAW Components

K 7253 M

IF Filter for Intercarrier / Multistandard Applications

38,00 MHz

Data Sheet

Published by EPCOS AG

Surface Acoustic Wave Components Division, SAW CE MM PD

P.O. Box 80 17 09, 81617 Munich, GERMANY

© EPCOS AG 2003. Reproduction, publication and dissemination of this brochure and the information contained therein without EPCOS' prior express consent is prohibited.

Purchase orders are subject to the General Conditions for the Supply of Products and Services of the Electrical and Electronics Industry recommended by the ZVEI (German Electrical and Electronic Manufacturers' Association), unless otherwise agreed.

This brochure replaces the previous edition.

For questions on technology, prices and delivery please contact the Sales Offices of EPCOS AG or the international Representatives.

Due to technical requirements components may contain dangerous substances. For information on the type in question please also contact one of our Sales Offices.