

LL5711 and LL6263

$V_{RRM} : 70V , 60V$

FEATURES :

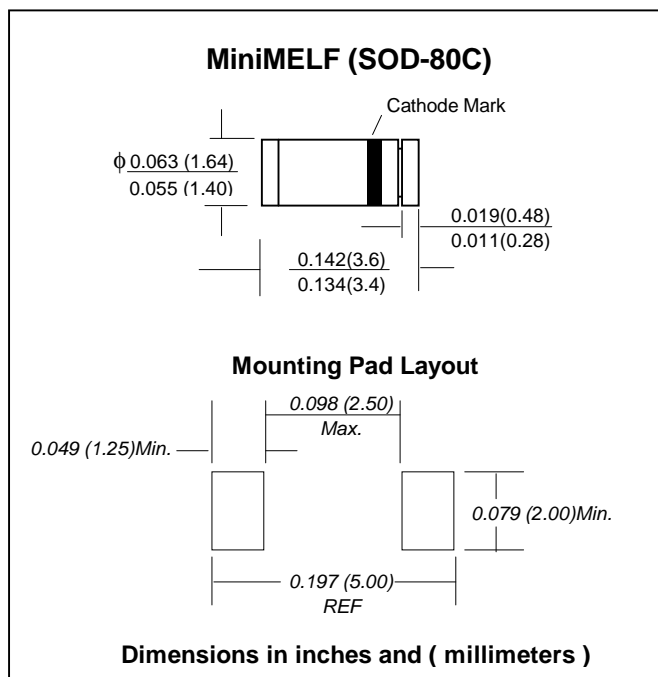
- For general purpose applications
- Metal-on-silicon Schottky barrier device which is protected by a PN junction guard ring. The low forward voltage drop and fast switching make it ideal for protection of MOS devices, steering, biasing and coupling diodes for fast switching and low logic level applications.
- This diode is also available in the DO-35 case with type designation 1N5711 and 1N6263.
- **Pb / RoHS Free**

MECHANICAL DATA :

Case: MiniMELF Glass Case (SOD-80C)

Weight: approx. 0.05g

SCHOTTKY BARRIER DIODES



Maximum Ratings and Thermal Characteristics (Rating at 25 °C ambient temperature unless otherwise specified.)

Parameter	Symbol	Value	Unit	
Repetitive Peak Reverse Voltage	LL5711 LL6263	V_{RRM}	70 60	V
Power Dissipation (Infinite Heatsink)	P_D	400 ⁽¹⁾	mW	
Maximum Single Cycle Surge 10 μ s Square Wave	I_{FSM}	2.0	A	
Junction Temperature	T_J	125 ⁽¹⁾	°C	
Storage temperature range	T_S	-55 to + 150 ⁽¹⁾	°C	

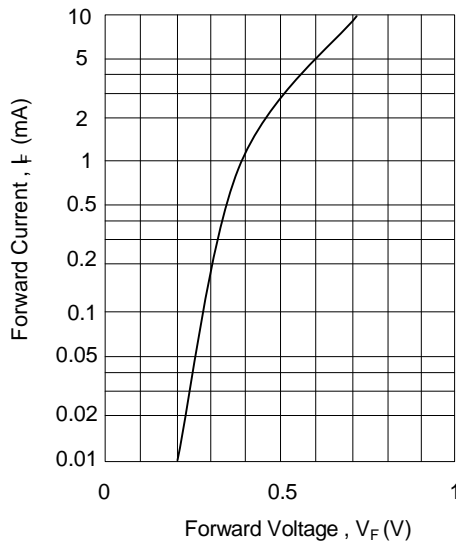
Electrical Characteristics ($T_J = 25^\circ\text{C}$ unless otherwise noted)

Parameter	Symbol	Test Condition	Min	Typ	Max	Unit
Reverse Breakdown Voltage	LL5711 LL6263	$V_{(BR)R}$	70 60	-	-	V
Reverse Current	I_R	$V_R = 50\text{ V}$	-	-	200	nA
Forward Voltage Drop	V_F	$I_F = 1\text{ mA}$ $I_F = 15\text{ mA}$	-	-	0.41 1.0	V
Diode Capacitance	LL5711 LL6263	C_d	-	-	2.0 2.2	pF
Reverse Recovery Time	T_{rr}	$I_F = I_R = 5\text{ mA}$, recover to $0.1I_R$	-	-	1.0	ns

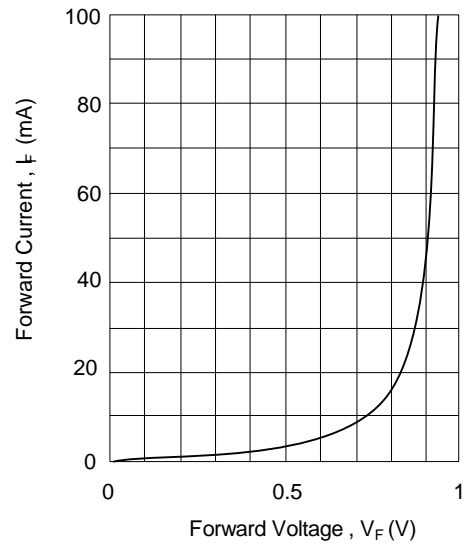
Note: (1) Valid provided that electrodes are kept at ambient temperature

RATING AND CHARACTERISTIC CURVES (LL5711 and LL6263)

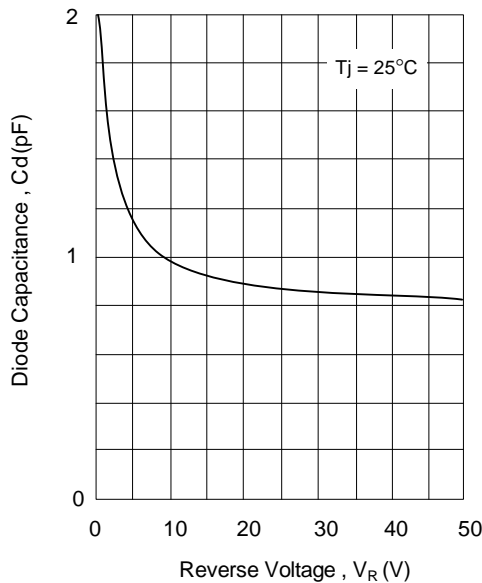
Typical variation of forward current and forward voltage for primary conduction through the schottky barrier



Typical forward conduction curve of combination schottky barrier and PN junction guard ring



Typical capacitance curve as a function of reverse voltage



Typical variation of reverse current at various temperatures

