

SDA384

PRELIMINARY DATA



SOLID STATE DEVICES, INC

14849 Firestone Boulevard · La Mirada, CA 90638
Phone: (714) 670-SSDI (7734) · Fax: (714) 522-7424

Designer's Data Sheet

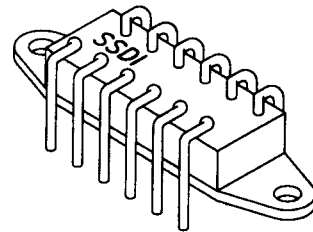
FEATURES:

- Low profile and small package
- Bi-directional
- Excellent clamping capability
- Peak pulse power: 2.6 KW (70μs)
- Clamping Voltage: 17 V pk @ 150 A pk (70μs)
- Higher Voltages available upon request

APPLICATIONS:

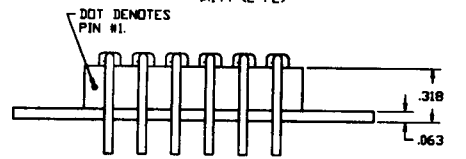
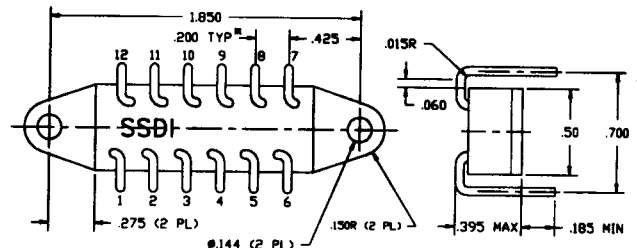
- Protection of Voltage Sensitive Components
- Protection Against Power Interruption
- Lightning Protection

**2,600 WATTS
PEAK PULSE POWER
12.7 VOLTS
BI-DIRECTIONAL TRANSIENT
VOLTAGE SUPPRESSOR**

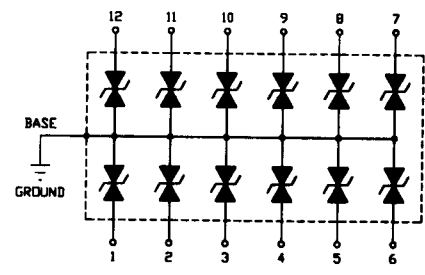


MAXIMUM RATINGS

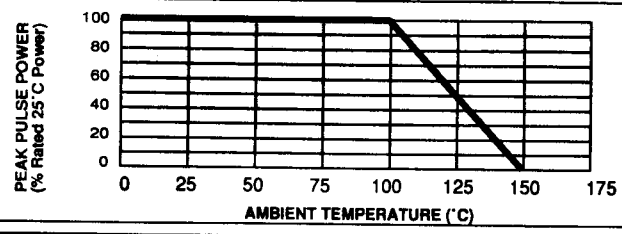
CHARACTERISTICS	SYMBOL	VALUE	UNITS
Stand Off Voltage	VRWM	10	V
Steady State Power Dissipation	Pd	10	W
Peak Pulse Power @ 1.0 msec	PPP	2,600	W
Operating and Storage Temperature		-65° C to +175° C	
Breakdown Testing Current	IBRT	100	mA
Nominal Breakdown Voltage @ IBRT	VBR	12.7	V
Max Leakage Current @ VRWM	IR	5	mA
Peak Pulse Current	IPP	150	A
Max Clamping Voltage @ IPP	Vc	17	V
Max Continuous Current	IRM	770	mA
Dynamic Impedance @ IBRT	ZBR	1.8	W
Max Junction Capacitance	CJ	900	pF



■ TOLERANCE NONACCUMULATIVE



PEAK PULSE POWER VS. TEMPERATURE DERATING CURVE



Package shown is standard configuration. SSDI can custom design your module with terminals that meet your unique design criteria. Additionally, SSDI can package these devices with an irregular footprint or offset mounting positions. This data sheet is meant to serve as an example of SSDI's Transient Protection Module Capabilities. For custom configurations, please contact SSDI's Marketing

NOTE: All specifications are subject to change without notification. SCD's for these devices should be reviewed by SSDI prior to release.

DATA SHEET #: T00003 A

RMD

