

TRIAC(Surface Mount Device / Non-isolated)

TMG1CQ60A

(Tj=150°C / Sensitive Gate)

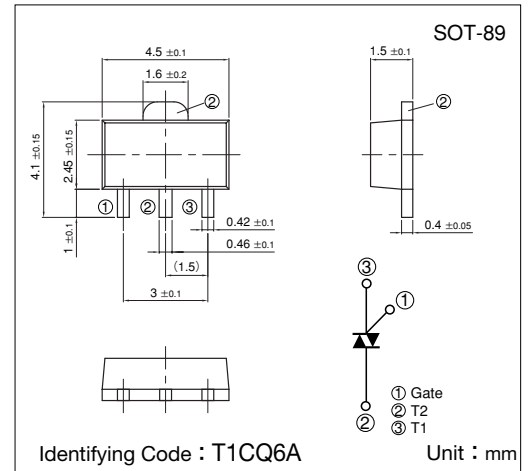
SanRex Triac TMG1CQ60A is designed for full wave AC control applications. It can be used as an ON/OFF function or for phase control operation.

Typical Applications

- Home Appliances : Washing Machines, Vacuum Cleaners, Rice Cookers, Micro Wave Ovens, Hair Dryers, other control applications
- Industrial Use : SMPS, Copier Machines, Motor Controls, Dimmer, SSR, Heater Controls, Vending Machines, other control applications

Features

- I_{T(RMS)}=1A
- High Surge Current
- Lead-Free Package



Maximum Ratings

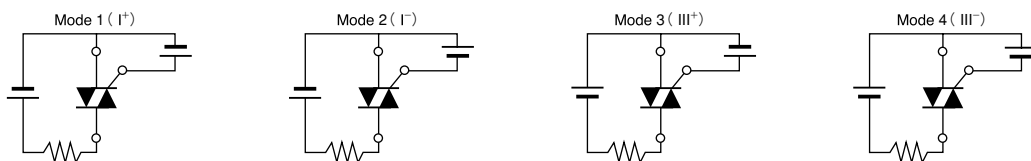
(Tj=25°C unless otherwise specified)

Symbol	Item	Reference	Ratings	Unit
V _{DRM}	Repetitive Peak Off-State Voltage		600	V
I _{T(RMS)}	R.M.S. On-State Current	T _a =63°C	1	A
I _{TSM}	Surge On-State Current	One cycle, 50Hz/60Hz, Peak value non-repetitive	9.1/10	A
I ² t	I ² t (for fusing)		0.41	A ² S
P _{GM}	Peak Gate Power Dissipation		1	W
P _{G(AV)}	Average Gate Power Dissipation		0.1	W
I _{GM}	Peak Gate Current		0.5	A
V _{GM}	Peak Gate Voltage		6	V
T _j	Operating Junction Temperature		-40~+150	°C
T _{stg}	Storage Temperature		-40~+150	°C
	Mass		0.05	g

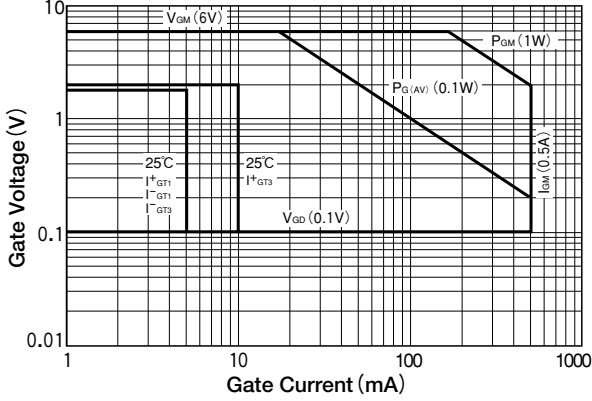
Electrical Characteristics

Symbol	Item	Reference	Ratings			Unit
			Min.	Typ.	Max.	
I _{DRM}	Repetitive Peak Off-State Current	V _D =V _{DRM} , Single phase, half wave, T _j =150°C			1	mA
V _{TM}	Peak On-State Voltage	I _T =1.5A, Inst. measurement			1.6	V
I _{GT1} ⁺	Gate Trigger Current	V _D =6V, R _L =10Ω			5	mA
I _{GT1} ⁻					5	
I _{GT3} ⁺					10	
I _{GT3} ⁻					5	
V _{GT1} ⁺	Gate Trigger Voltage				1.8	V
V _{GT1} ⁻					1.8	
V _{GT3} ⁺					2.0	
V _{GT3} ⁻					1.8	
V _{GD}	Non-Trigger Gate Voltage	T _j =150°C, V _D =½V _{DRM}	0.1			V
[dv/dt] _c	Critical Rate of Rise of Off-State Voltage at Commutation	T _j =150°C, [di/dt] _c =-0.5A/ms, V _D =⅔V _{DRM}	1			V/μs
I _H	Holding Current			4		mA
R _{th(j-a)}	Thermal Resistance	Junction to ambient			65	°C/W

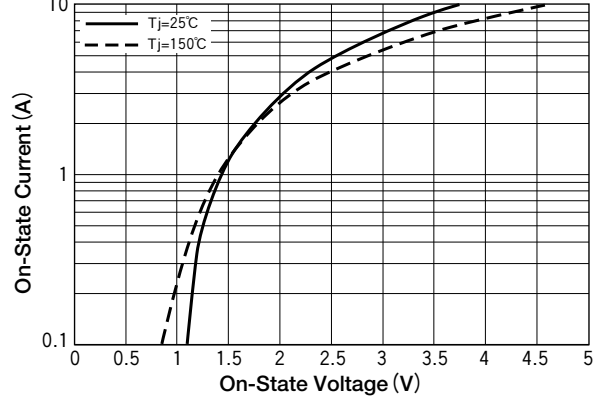
Trigger mode of the triac



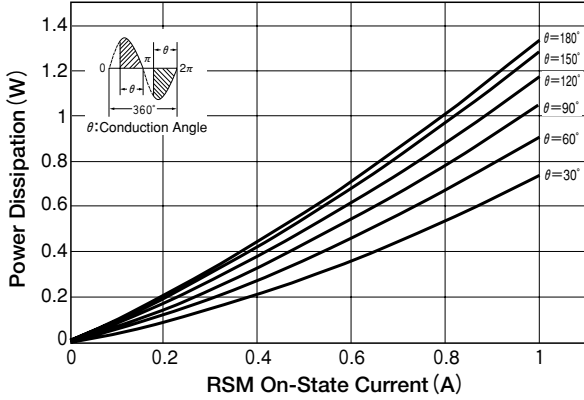
Gate Characteristics



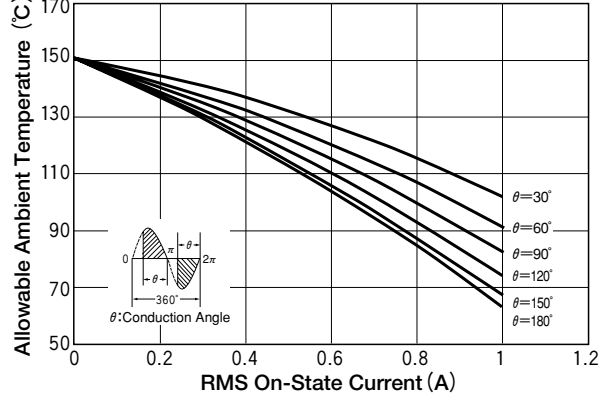
Maximum On-State Characteristics



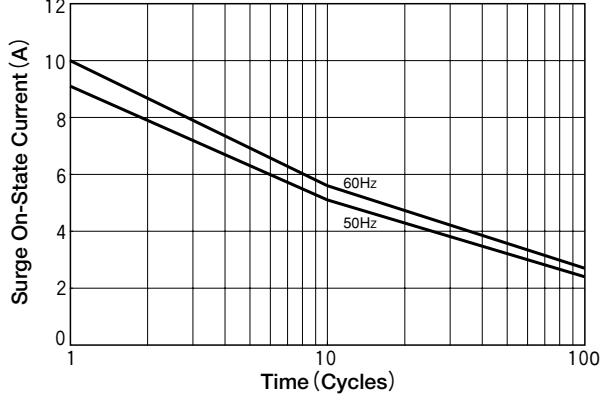
RMS On-State Current vs Maximum Power Dissipation



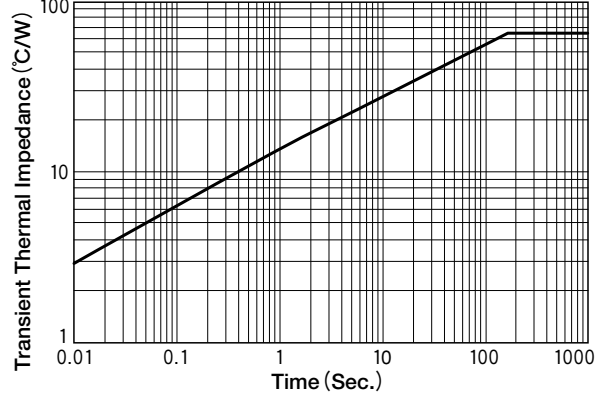
RMS On-State vs Allowable Case Temperature



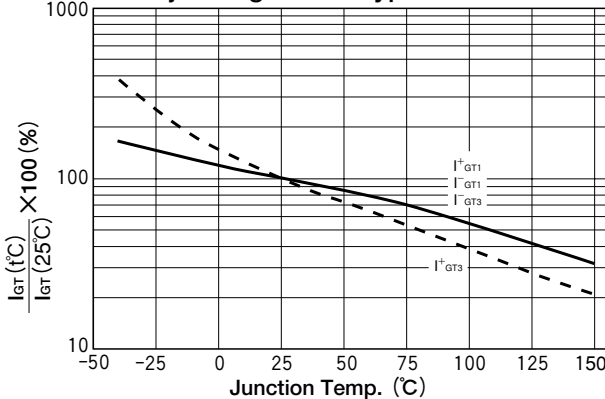
Surge On-State Current Rating (Non-Repetitive)



Transient Thermal Impedance



I_{GT} - T_j Change Rate (Typical)



V_{GT} - T_j (Typical)

