

**Silizium-Fotodiode mit  $V\lambda$  Charakteristik**  
**Silicon Photodiode with  $V\lambda$  Characteristics**  
**Lead (Pb) Free Product - RoHS Compliant**  
**SFH 2430**



**Wesentliche Merkmale**

- Spektrale Empfindlichkeit angepasst an die Augenempfindlichkeit ( $V\lambda$ )
- Niedriger Temperaturkoeffizient der Fotoempfindlichkeit
- Gute Linearität
- DIL-Plastikbauform mit hoher Packungsdichte
- Geeignet für Vapor-Phase Löten und IR-Reflow Löten (JEDEC level 4)

**Anwendungen**

- Umgebungslichtsensor (Handy, Regensensor, Klimaanlagesteuerung)

**Features**

- Spectral sensitivity adapted to Human Eye Sensitivity ( $V\lambda$ )
- Low temperature coefficient of spectral sensitivity
- high linearity
- DIL plastic package with high packing density
- Suitable for vapor-phase and IR-reflow soldering (JEDEC level 4)

**Applications**

- Ambient light sensor (Mobile phone, rain sensor, regulation of air conditioning)

Typ Type	Bestellnummer Ordering Code
SFH 2430	Q65110A2673

**Grenzwerte****Maximum Ratings**

Bezeichnung Parameter	Symbol Symbol	Wert Value	Einheit Unit
Betriebs- und Lagertemperatur Operating and storage temperature range	$T_{op}; T_{stg}$	- 40 ... + 100	°C
Sperrspannung Reverse voltage	$V_R$	6	V
Verlustleistung, $T_A = 25\text{ °C}$ Total power dissipation	$P_{tot}$	150	mW

**Kennwerte** ( $T_A = 25\text{ °C}$ , Normlicht A,  $T = 2856\text{ K}$ )**Characteristics** ( $T_A = 25\text{ °C}$ , standard light A,  $T = 2856\text{ K}$ )

Bezeichnung Parameter	Symbol Symbol	Wert Value	Einheit Unit
Fotoempfindlichkeit, $V_R = 5\text{ V}$ Spectral sensitivity	$S$	5.8 (>4)	nA/lx
Wellenlänge der max. Fotoempfindlichkeit Wavelength of max. sensitivity	$\lambda_{S\ max}$	570	nm
Spektraler Bereich der Fotoempfindlichkeit $S = 10\%$ von $S_{max}$ Spectral range of sensitivity $S = 10\%$ of $S_{max}$	$\lambda$	400 ... 900	nm
Bestrahlungsempfindliche Fläche Radiant sensitive area	$A$	7.00	mm <sup>2</sup>
Abmessung der bestrahlungsempfindlichen Fläche Dimensions of radiant sensitive area	$L \times B$ $L \times W$	2.65 × 2.65	mm × mm
Halbwinkel Half angle	$\varphi$	± 60	Grad deg.
Dunkelstrom, $V_R = 5\text{ V}$ Dark current	$I_R$	0.1 (<5)	nA
Spektrale Fotoempfindlichkeit, $\lambda = 550\text{ nm}$ Spectral sensitivity	$S_\lambda$	0.17	A/W
Anstiegs- und Abfallzeit des Fotostromes Rise and fall time of the photocurrent $R_L = 50\text{ k}\Omega$ ; $V_R = 5\text{ V}$ ; $\lambda = 550\text{ nm}$	$t_r, t_f$	200	µs
Durchlaßspannung, $I_F = 100\text{ mA}$ , $E = 0$ Forward voltage	$V_F$	1.2	V

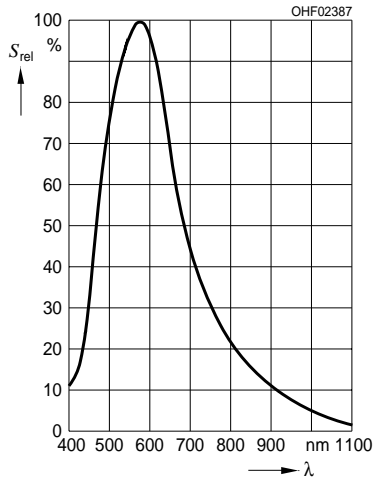
**Kennwerte** ( $T_A = 25\text{ °C}$ , Normlicht A,  $T = 2856\text{ K}$ )

**Characteristics** ( $T_A = 25\text{ °C}$ , standard light A,  $T = 2856\text{ K}$ ) (cont'd)

Bezeichnung Parameter	Symbol Symbol	Wert Value	Einheit Unit
Kapazität, $V_R = 0\text{ V}$ , $f = 1\text{ MHz}$ , $E = 0$ Capacitance	$C_0$	1000	pF
Temperaturkoeffizient von $I_{SC}$ Temperature coefficient of $I_{SC}$	$TC_1$	0.16	%/K

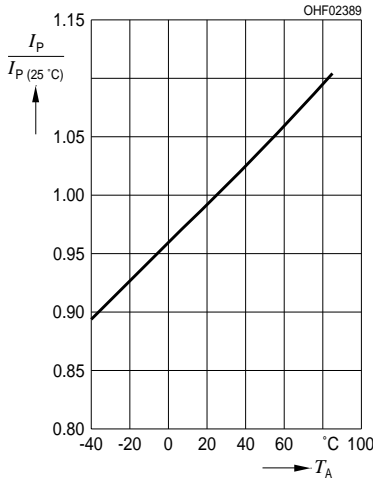
**Relative Spectral Sensitivity**

$S_{rel} = f(\lambda)$



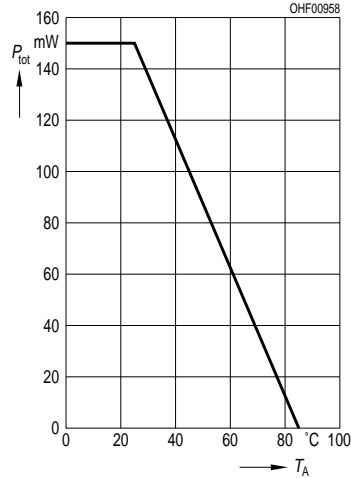
**Photocurrent  $I_P/I_{P(25^\circ C)} = f(T_A)$**

$E_v = 1000 \text{ lx}, V_R = 5 \text{ V}$



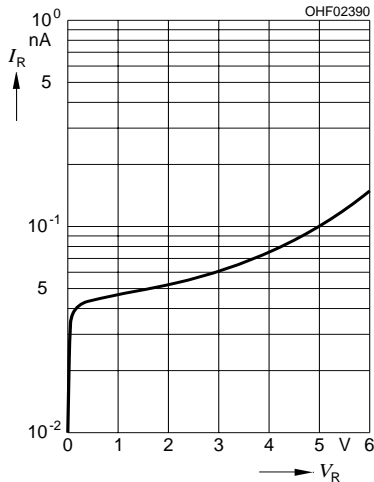
**Total Power Dissipation**

$P_{tot} = f(T_A)$



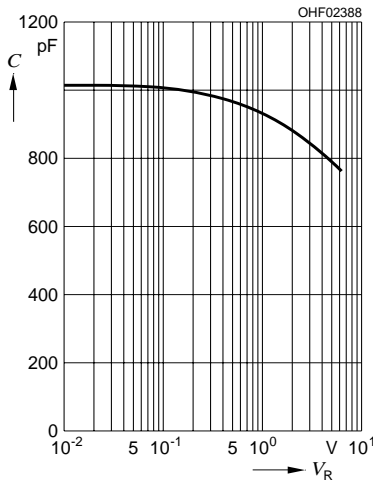
**Dark Current**

$I_R = f(V_R), E = 0$



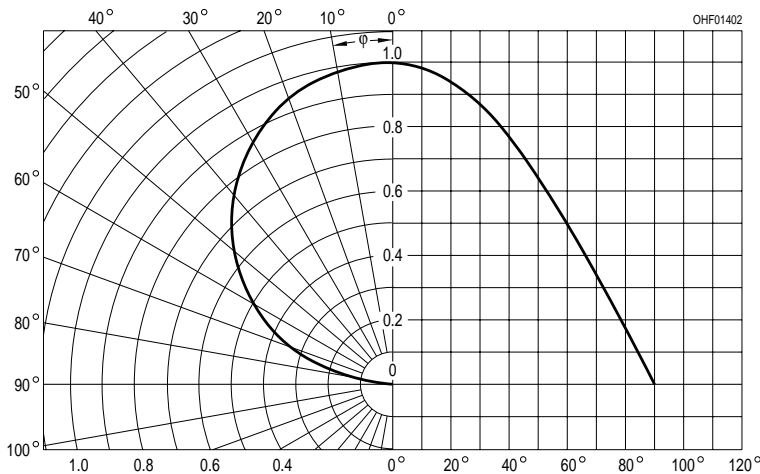
**Capacitance**

$C = f(V_R), f = 1 \text{ MHz}, E = 0$

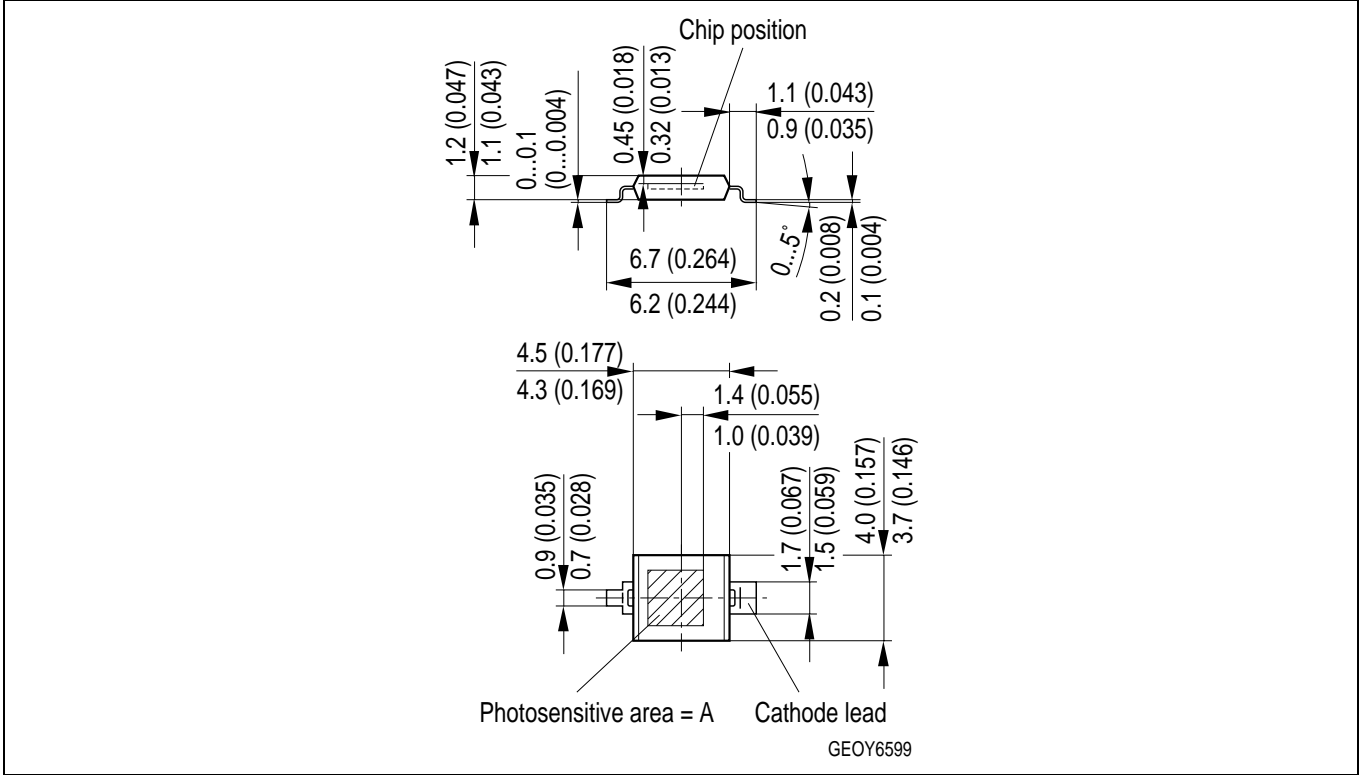


**Directional Characteristics**

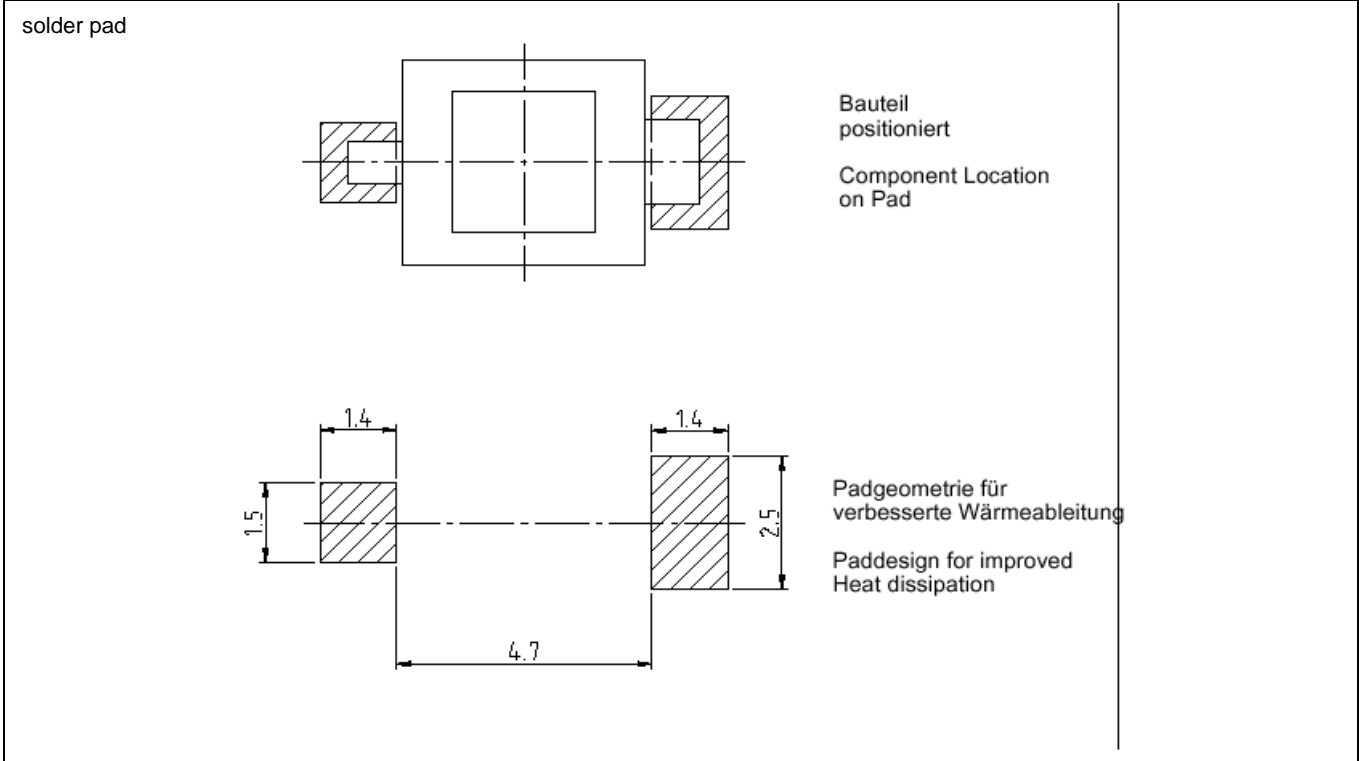
$S_{rel} = f(\varphi)$



**Maßzeichnung  
Package Outlines**



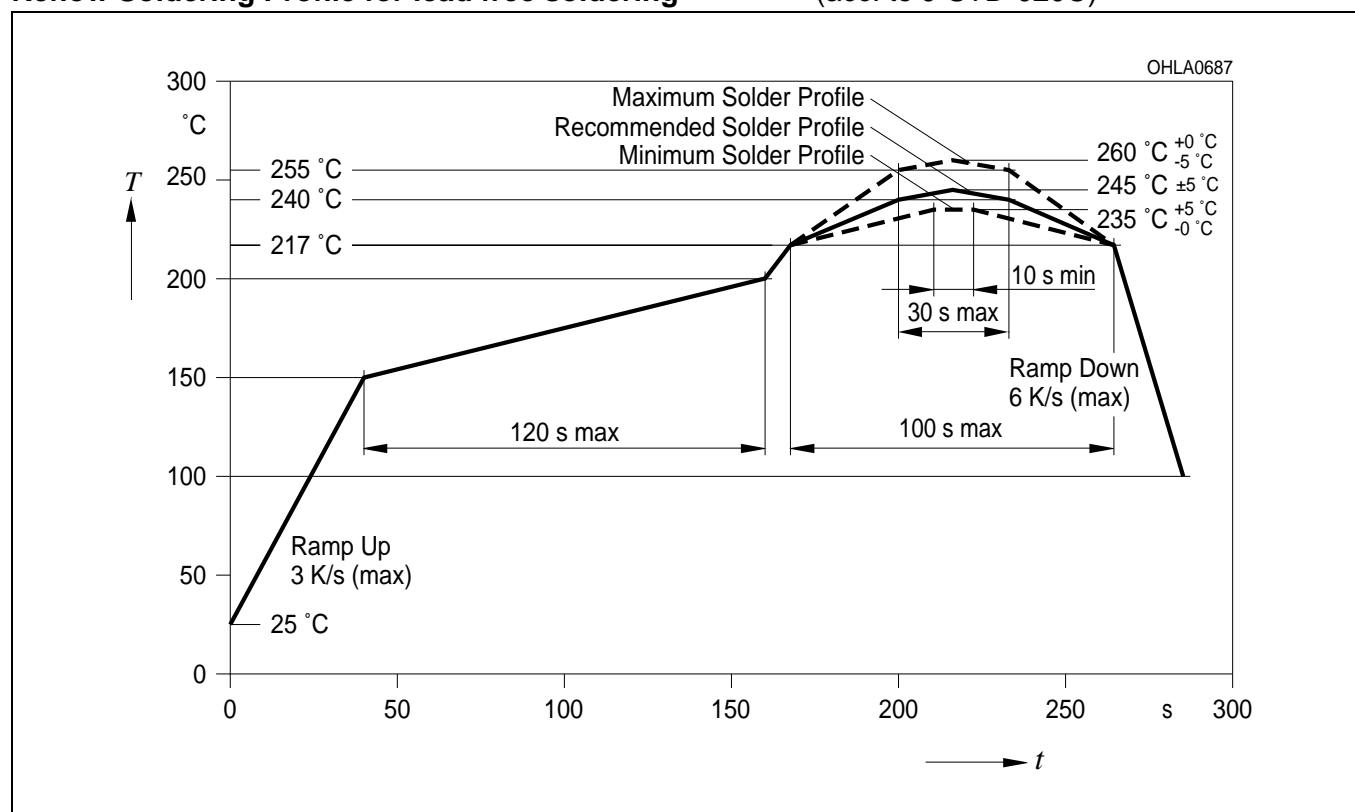
Maße in mm (inch) / Dimensions in mm (inch).



Maße in mm / Dimensions in mm

**Lötbedingungen**  
**Soldering Conditions**  
**Reflow Lötprofil für bleifreies Löten**  
**Reflow Soldering Profile for lead free soldering**

Vorbehandlung nach JEDEC Level 4  
 Preconditioning acc. to JEDEC Level 4  
 (nach J-STD-020C)  
 (acc. to J-STD-020C)



Published by  
**OSRAM Opto Semiconductors GmbH**  
 Wernerwerkstrasse 2, D-93049 Regensburg  
[www.osram-os.com](http://www.osram-os.com)

© All Rights Reserved.

The information describes the type of component and shall not be considered as assured characteristics. Terms of delivery and rights to change design reserved. Due to technical requirements components may contain dangerous substances. For information on the types in question please contact our Sales Organization.

**Packing**

Please use the recycling operators known to you. We can also help you – get in touch with your nearest sales office. By agreement we will take packing material back, if it is sorted. You must bear the costs of transport. For packing material that is returned to us unsorted or which we are not obliged to accept, we shall have to invoice you for any costs incurred.

**Components used in life-support devices or systems must be expressly authorized for such purpose!** Critical components <sup>1</sup>, may only be used in life-support devices or systems <sup>2</sup> with the express written approval of OSRAM OS.

<sup>1</sup> A critical component is a component used in a life-support device or system whose failure can reasonably be expected to cause the failure of that life-support device or system, or to affect its safety or effectiveness of that device or system.

<sup>2</sup> Life support devices or systems are intended (a) to be implanted in the human body, or (b) to support and/or maintain and sustain human life. If they fail, it is reasonable to assume that the health of the user may be endangered.

EU RoHS and China RoHS compliant product



此产品符合欧盟 RoHS 指令的要求；

按照中国的相关法规和标准，不含有毒有害物质或元素。