


## 8 AMP Single-Phase Bridge Rectifier

### Features

- Low Forward Voltage Drop
- High Reliability
- High Surge Current Capability
- High Temperature Soldering Guaranteed:  
260° C/10 seconds, /.375" (9.5mm) lead length
- RoHS compliant



### Mechanical Data

<b>Case:</b>	Molded Plastic
<b>Terminals:</b>	Plated Leads Solderable per MIL-STD-202E, Method 208C
<b>Polarity:</b>	As Marked on Body
<b>Weight:</b>	8.0 grams (approx)

### Maximum Ratings And Electrical Characteristics (T<sub>amb</sub>=25°C)

Symbols	Parameter	TU 800	TU 801	TU 802	TU 804	TU 606	TU 808	TU 810	Unit	
V <sub>RRM</sub>	Peak Repetitive Reverse Voltage	50	100	200	400	600	800	1000	V	
V <sub>DC</sub>	DC Blocking Voltage									
V <sub>RWM</sub>	Working Peak Reverse Voltage									
V <sub>R(RMS)</sub>	RMS Reverse Voltage	35	70	140	280	420	560	700	V	
I <sub>F(AV)</sub>	Average Rectified Output Current at T <sub>c</sub> =100°C	8.0							A	
I <sub>FSM</sub>	Non-Repetitive Peak Forward Surge Current single sine-wave superimposed on rated load	300							A	
V <sub>F</sub>	Forward Voltage per element at I <sub>F</sub> =8.0A	1.0							V	
I <sub>R</sub>	Peak Reverse Current At Rated DC blocking voltage	10							at T <sub>A</sub> =25°C	μA
		1000							at T <sub>A</sub> =100°C	
C <sub>J</sub>	Typical Junction Capacitance	200							pF	
T <sub>J</sub> , T <sub>STG</sub>	Operating and Storage Temperature Range	-55 to 150							°C	

**Note:** Single Phase, half wave, 60Hz, resistive or inductive load  
For Capacitive load derate current by 20%

### Rating and characteristic curves

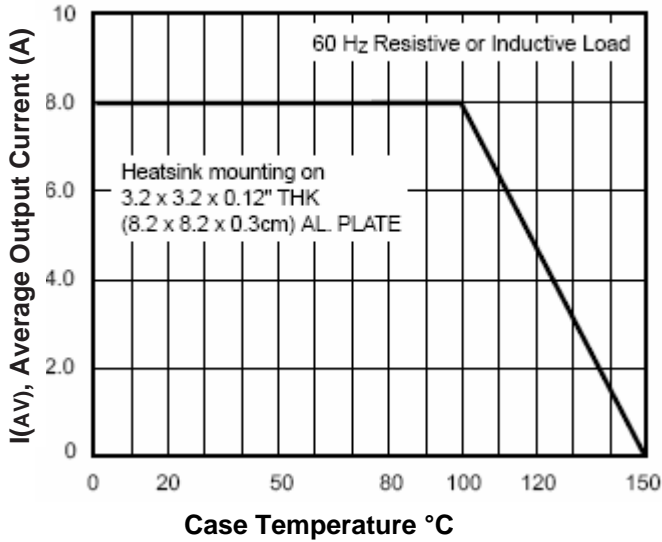


Fig.1- Forward Current Derating Curve

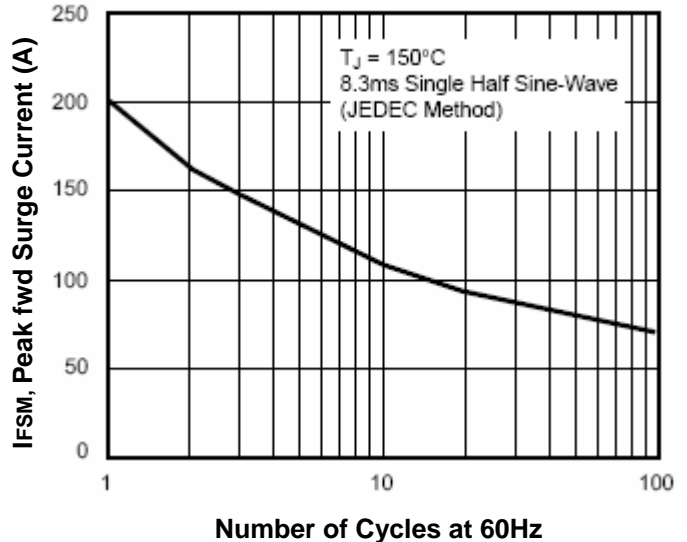


Fig.2- Max Peak Forward Surge Current

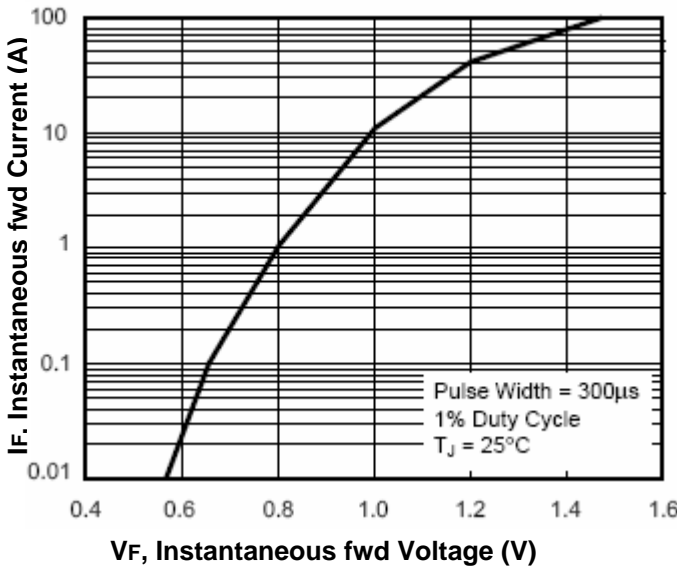


Fig.3- Typical Forward Characteristics per element

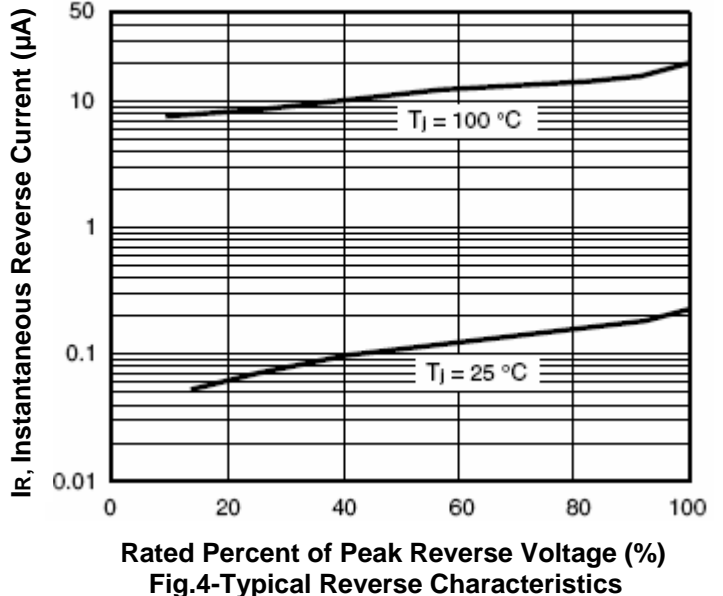


Fig.4- Typical Reverse Characteristics

# 8 AMP Single-Phase Bridge Rectifier

TU800 - TU810

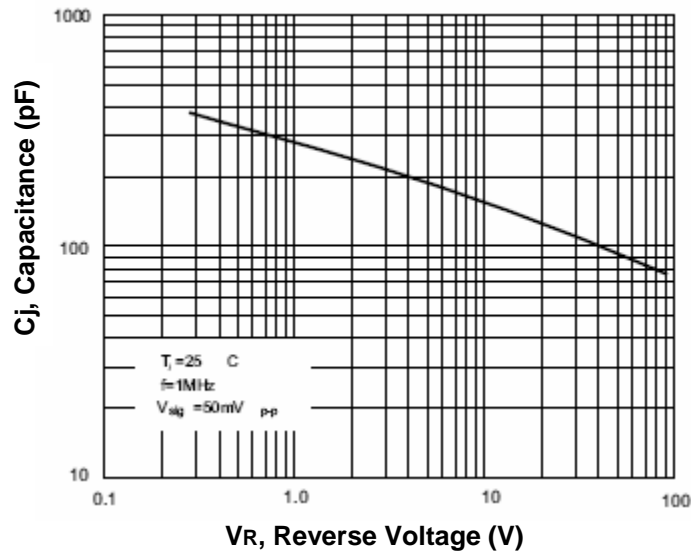
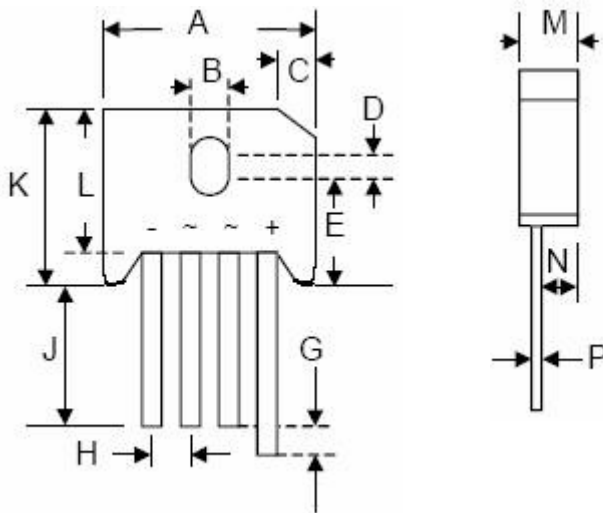


Fig.4-Typical Junction Capacitance per Element

## Dimensions (mm)



Dim	Min	Max
A	22.7	23.7
B	3.8	4.1
C	4.2	4.7
D	1.7	2.2
E	10.3	11.3
G	4.5	6.8
H	4.6	5.6
J	25.4	----
K	----	19.3
L	16.8	17.8
M	6.6	7.1
N	4.7	5.2
P	1.2	1.3
<b>All Dimensions in mm</b>		

### How to contact us

#### **US HEADQUARTERS**

28040 WEST HARRISON PARKWAY, VALENCIA, CA 91355-4162

Tel: (800) TAITRON (800) 247-2232 (661) 257-6060

Fax: (800) TAITFAX (800) 824-8329 (661) 257-6415

Email: [taitron@taitroncomponents.com](mailto:taitron@taitroncomponents.com)

Http://[www.taitroncomponents.com](http://www.taitroncomponents.com)

#### **TAITRON COMPONENTS MEXICO, S.A .DE C.V.**

BOULEVARD CENTRAL 5000 INTERIOR 5 PARQUE INDUSTRIAL ATITALAQUIA, HIDALGO C.P.  
42970 MEXICO

Tel: +52-55-5560-1519

Fax: +52-55-5560-2190

#### **TAITRON COMPONENTS INCORPORATED REPRESENTAÇÕES DO BRASIL LTDA**

RUA DOMINGOS DE MORAIS, 2777, 2.ANDAR, SALA 24 SAÚDE - SÃO PAULO-SP 04035-001 BRAZIL

Tel: +55-11-5574-7949

Fax: +55-11-5572-0052

#### **TAITRON COMPONENTS INCORPORATED, SHANGHAI REPRESENTATIVE OFFICE**

CROSS REGION PLAZA, 899 LINGLING ROAD, SUITE 18C, SHANGHAI, 200030, CHINA

Tel: +86-21-5424-9942

Fax: +86-21-5424-9931