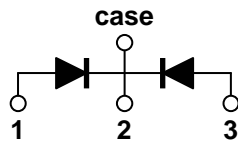



TO257AA PACKAGE

SiC SCHOTTKY DIODE

V_R 300V
 I_F 2x10A



Semelab's Silicon Carbide (SiC) Schottky diodes exhibit low forward voltage, zero reverse recovery, and superb high-temperature performance.

The devices employ Semelab's proven hermetic packaging technology and are suitable for high-frequency hard-switching applications, where system efficiency and reliability are paramount.

ABSOLUTE MAXIMUM RATINGS at $T_J = 25^\circ\text{C}$ unless otherwise stated (per leg)

Symbol	Parameter	Rating	Units
V_R	DC Reverse Voltage	300	V
V_{RRM}	Repetitive Peak Reverse Voltage	300	V
V_{RSM}	Surge Peak Reverse Voltage	300	V
I_F	DC Forward Current $T_C = 100^\circ\text{C}$	10	A
I_{FRM}	Repetitive Peak Forward Current $T_J = 150^\circ\text{C}$, $T_C = 100^\circ\text{C}$, $D = 0.1$	45	A
I_{FSM}	Surge Peak Forward Current $T_C = 25^\circ\text{C}$, $t_p = 10\mu\text{s}$	100	A
P_D	Power Dissipation $T_C = 25^\circ\text{C}$	65W	W
T_J, T_{stg}	Operating Junction and Storage Temperature	-55 to +175	$^\circ\text{C}$

Semelab Plc reserves the right to change test conditions, parameter limits and package dimensions without notice. Information furnished by Semelab is believed to be both accurate and reliable at the time of going to press. However Semelab assumes no responsibility for any errors or omissions discovered in its use. Semelab encourages customers to verify that datasheets are current before placing orders.

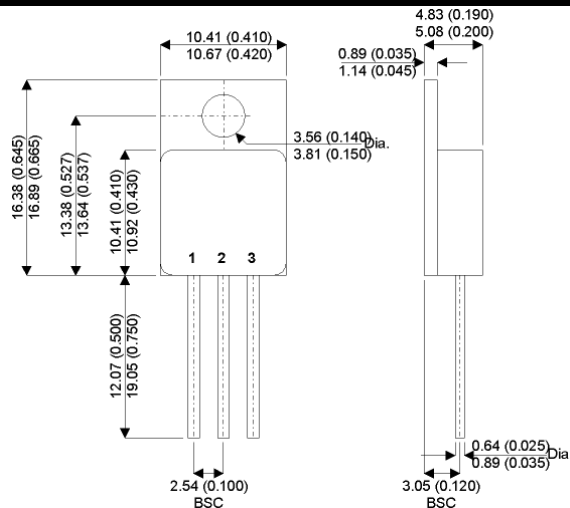
ELECTRICAL CHARACTERISTICS at $T_J = 25^\circ\text{C}$ unless otherwise stated (per leg)

Symbol	Parameter	Test Conditions	Min	Typ	Max	Units
Static Characteristics						
V_F	Forward Voltage	$I_F = 10\text{A}$		1.5	1.7	V
		$I_F = 10\text{A}, T_J = 150^\circ\text{C}$		1.5	1.9	V
I_R	Reverse Current	$V_R = 300\text{V}$		15	200	μA
		$V_R = 300\text{V}, T_J = 150^\circ\text{C}$		20	1000	μA
Dynamic Characteristics						
Q_c	Total Capacitive Charge	$V_R = 200\text{V}, I_F = 10\text{A},$ $di/dt = 200\text{A}/\mu\text{s}, T_J = 150^\circ\text{C}$		23		nC
t_{rr}	Reverse Recovery Time			n.a.		ns
C	Total Capacitance	$V_R = 0\text{V}, f = 1\text{MHz}$		600		pF
		$V_R = 150\text{V}, f = 1\text{MHz}$		55		pF
		$V_R = 300\text{V}, f = 1\text{MHz}$		40		pF

THERMAL CHARACTERISTICS (per leg)

Symbol	Parameter	Test Conditions	Min	Typ	Max	Units
R_{th}	Thermal Resistance, Junction to Case	TO257AA Package			2.3	$^\circ\text{C}/\text{W}$

PACKAGE DIMENSIONS mm (in)



Semelab Plc reserves the right to change test conditions, parameter limits and package dimensions without notice. Information furnished by Semelab is believed to be both accurate and reliable at the time of going to press. However Semelab assumes no responsibility for any errors or omissions discovered in its use. Semelab encourages customers to verify that datasheets are current before placing orders.