

**AUNA-202**  
1.0 W 14-16 Volts, DC- 200MHz

**Introduction**

The AUNA-202 is a 50 Ohm hybrid amplifier module designed for broadband operation in Class A amplifier driver applications operating from DC to 200MHz. Its wide dynamic range and flexibility make it ideal for a broad spectrum of instrumentation, receiver, and transmitter applications.

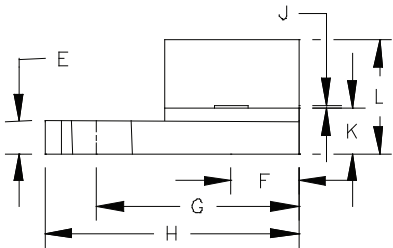
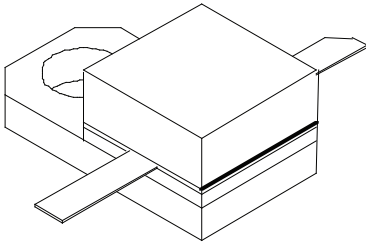
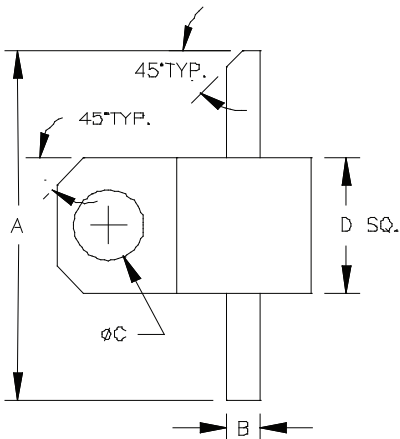
**Features**

- Gold Metalized
- Internally matched to 50 Ohms
- Cascadeable
- Wide dynamic range

ELECTRICAL CHARACTERISTICS at Tcase = 25 Deg C.						
Symbol	Characteristics	Min.	Typ.	Max.	Units	Test Conditions
Ga	Small signal Gain	12.0	13.0		dBm	Freq = 1 -200MHz Idc = 350mA
Delta Ga	Gain Flatness		+/- 0.5	+/- 1	dB	
P1dB	Pout @ 1dB Comp.	+30	+32		dBm	
VSWR	Input Mismatch		1.5:1	2.0:1		
Vdc	Operating voltage	14.0	15.0	16.0	Volts	
Delta Tjf	Temp. Rise Junction to Flange		+50		C	
NF	Noise Figure		5.0		dBm	Freq = 70MHz Idc = 350mA
IP3	3rd Order Intercept		+50		dBm	Freq = 30 MHz Idc = 350mA
T Oper.	Operating Temp.	-55		+125	Deg C	
T Stor.	Storage Temp	-55		+150	Deg C	

\* Stresses in excess of the absolute maximum ratings can cause permanent damage to the device. These are absolute stress ratings only. Functional operation of the device is not implied at these or any other conditions in excess of those given in the operational sections of the data sheet. Exposure to absolute maximum ratings for extended periods can adversely affect device reliability.

AUNA-202  
1.0 W 14-16 Volts, DC- 200MHz



	MINIMUM INCHES/MM	MAXIMUM INCHES/MM
A	0.620 / 15.75 MINIMUM	
B	0.055 / 1.40	0.065 / 1.65
C	0.125 / 3.18	0.135 / 3.43
D	0.245 / 6.22	0.255 / 6.48
E	0.055 / 1.40	0.065 / 1.65
F	0.120 / 3.05	0.130 / 3.30
G	0.370 / 9.40	0.380 / 9.66
H	0.465 / 11.81	.475 / 12.07
J	0.004 / 0.102	0.006 / 0.152
K	0.080 / 2.03	0.090 / 2.29
L	0.220 / 5.59 MAXIMUM	