

Silicon NPN Power Transistors

2SC3318

DESCRIPTION

- With TO-3PN package
- High voltage ,high speed switching
- High reliability

APPLICATIONS

- Switching regulators
- Ultrasonic generators
- High frequency inverters
- General purpose power amplifiers

PINNING

PIN	DESCRIPTION
1	Base
2	Collector;connected to mounting base
3	Emitter

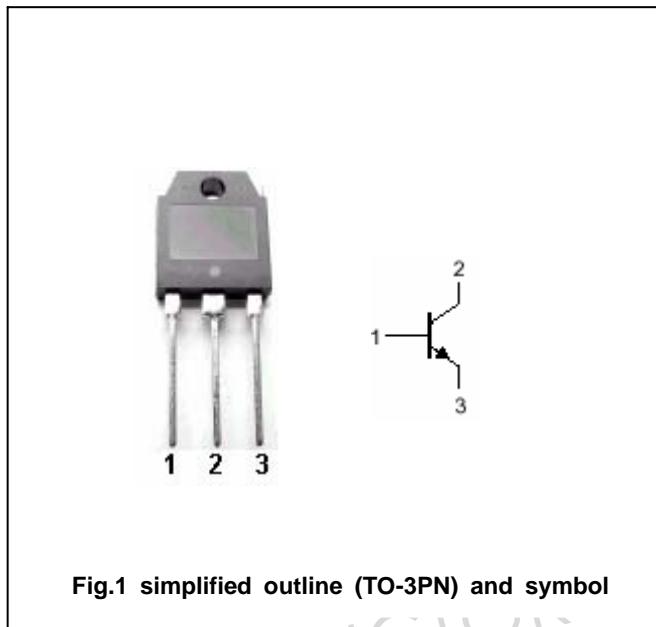


Fig.1 simplified outline (TO-3PN) and symbol

Absolute maximum ratings(Ta=25 )

SYMBOL	PARAMETER	CONDITIONS	VALUE	UNIT
$V_{CBO}$	Collector-base voltage	Open emitter	500	V
$V_{CEO}$	Collector-emitter voltage	Open base	400	V
$V_{EBO}$	Emitter-base voltage	Open collector	7	V
$I_C$	Collector current		10	A
$I_B$	Base current		3	A
$P_C$	Collector power dissipation	$T_C=25$	80	W
$T_j$	Junction temperature		150	
$T_{stg}$	Storage temperature		-65~150	

THERMAL CHARACTERISTICS

SYMBOL	PARAMETER	VALUE	UNIT
$R_{th(j-c)}$	Thermal resistance from junction to case	1.55	/W

## Silicon NPN Power Transistors

## 2SC3318

## CHARACTERISTICS

T<sub>j</sub>=25 unless otherwise specified

SYMBOL	PARAMETER	CONDITIONS	MIN	TYP.	MAX	UNIT
V <sub>(BR)CEO</sub>	Collector-emitter breakdown voltage	I <sub>C</sub> =10mA ; I <sub>B</sub> =0	400			V
V <sub>(BR)CBO</sub>	Collector-base breakdown voltage	I <sub>C</sub> =1mA ; I <sub>E</sub> =0	500			V
V <sub>(BR)EBO</sub>	Emitter-base breakdown voltage	I <sub>E</sub> =1mA ; I <sub>C</sub> =0	7			V
V <sub>CEsat</sub>	Collector-emitter saturation voltage	I <sub>C</sub> =5A; I <sub>B</sub> =1A			1.0	V
V <sub>BEsat</sub>	Base-emitter saturation voltage	I <sub>C</sub> =5A ; I <sub>B</sub> =1A			1.5	V
I <sub>CBO</sub>	Collector cut-off current	V <sub>CB</sub> =500V; I <sub>E</sub> =0			1.0	mA
I <sub>EBO</sub>	Emitter cut-off current	V <sub>EB</sub> =7V; I <sub>C</sub> =0			1.0	mA
h <sub>FE</sub>	DC current gain	I <sub>C</sub> =5A ; V <sub>CE</sub> =5V	10			

Switching times resistive load

t <sub>on</sub>	Turn-on time	I <sub>C</sub> =5.0A I <sub>B1</sub> =1A I <sub>B2</sub> =-2A R <sub>L</sub> =30ohm P <sub>W</sub> =20 μ s Duty=<2%			0.5	μ s
t <sub>s</sub>	Storage time				1.5	μ s
t <sub>f</sub>	Fall time				0.15	μ s

Silicon NPN Power Transistors

2SC3318

PACKAGE OUTLINE

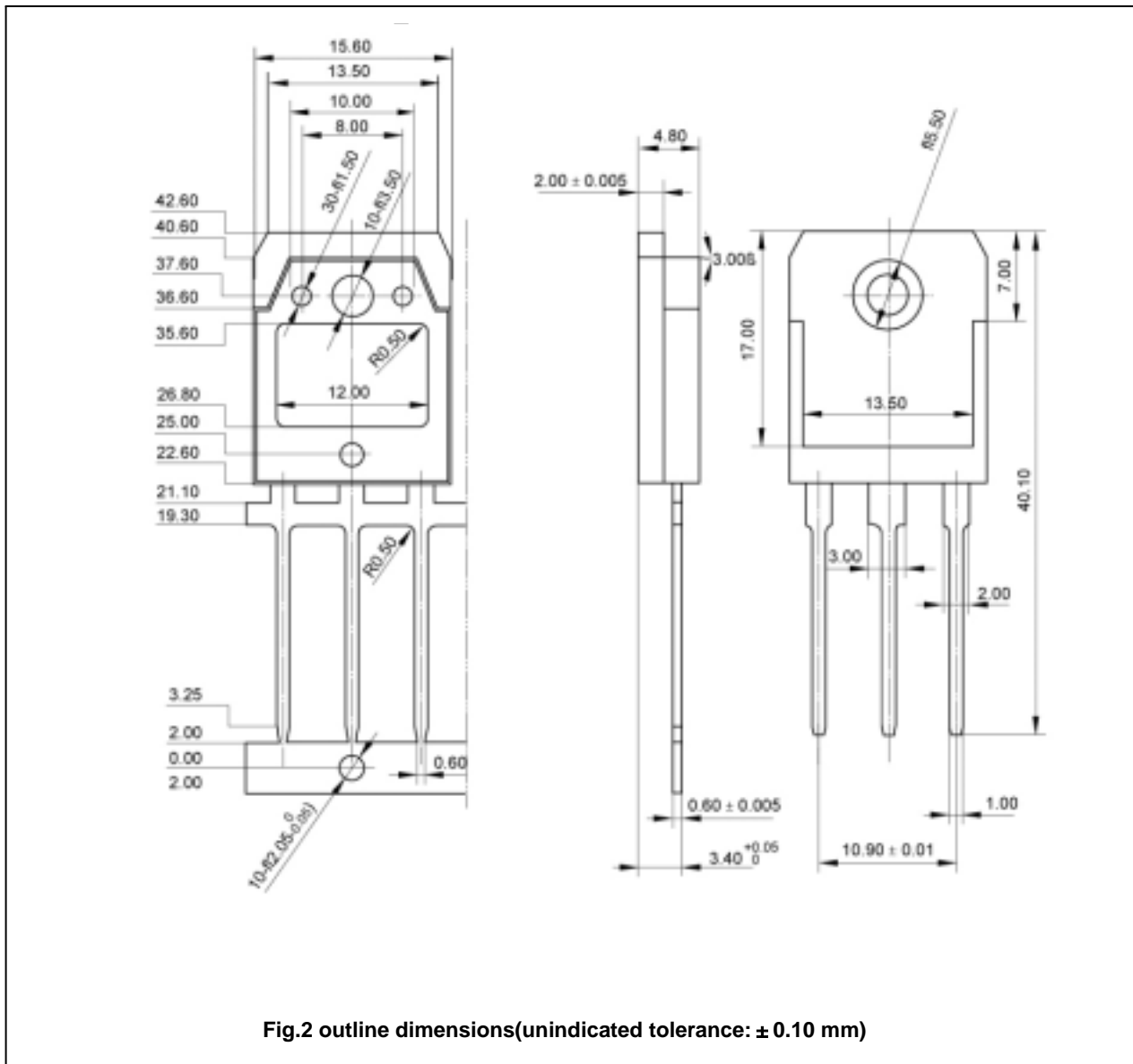


Fig.2 outline dimensions(unindicated tolerance: ± 0.10 mm)

Silicon NPN Power Transistors

2SC3318

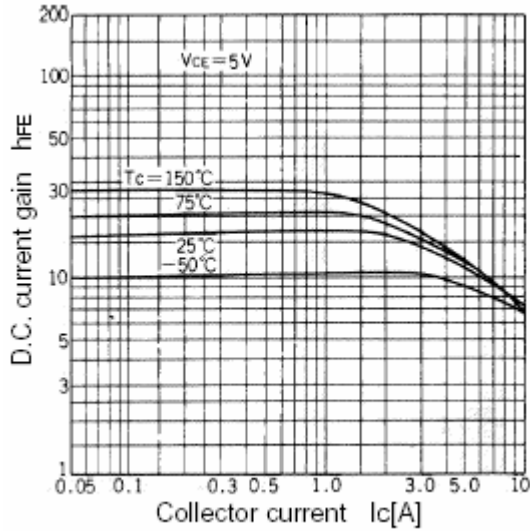


Fig.3 DC current Gain

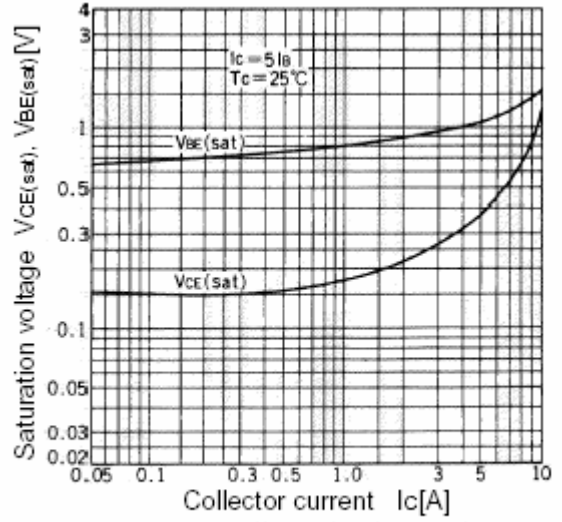


Fig.4 Base-Emitter Saturation Voltage  
Collector-Emitter Saturation Voltage

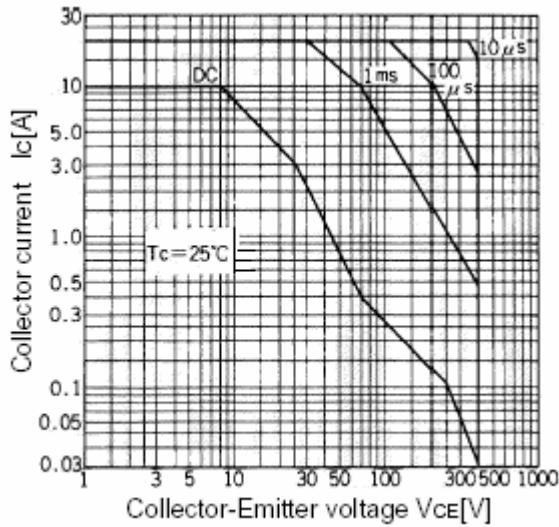


Fig.5 Safe Operating Area

SEMICONDUCTOR