

Type 7P 55 °C Photoflash, High-Energy, Long Life, Aluminum



High Energy, Long-Life Snapmount or Solder-Lug Terminals

Rugged Type 7P capacitors can withstand more than 100,000 full discharges in typical photoflash applications—that's more than ten times the life of ordinary photoflash capacitors. And thanks to special, high-energy anode foil, the Type 7P has industry-leading energy densities of more than 1 joule per cc.

Highlights

- 100,000 flash capability
- 1 joule per cc energy density

Specifications

Operating Temperature Range: -20 °C to +55 °C

Rated Voltage: 330 or 360 Vdc

Capacitance: 300 to 2700 μ F -10% +20%

Leakage Current: 1 times C in μ A maximum at 5 min.

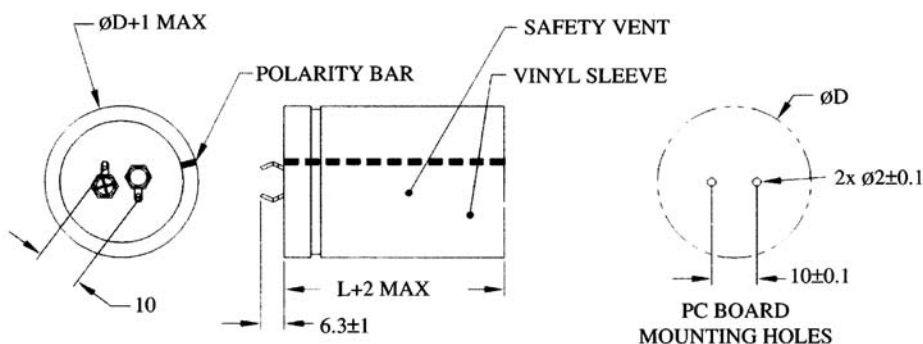
Dissipation Factor (Tan δ): 15% max. @ 25 °C & 120 Hz

Discharge Life: 100,000 minimum at 30 s interval
 Δ Capacitance \pm 10%
ESR 150% of limit
DCL 150% of limit

Shelf Life: 500 h @ +70 °C
 Δ Capacitance \pm 10%
ESR 150% of limit
DCL 150% of limit

Vibration: 10 to 55 Hz; 0.06" and 10 g max, 6 h vertical, 2 h. ea. 2 other planes

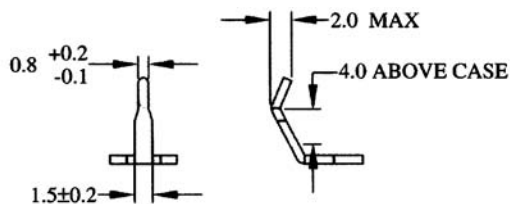
Outline Drawings



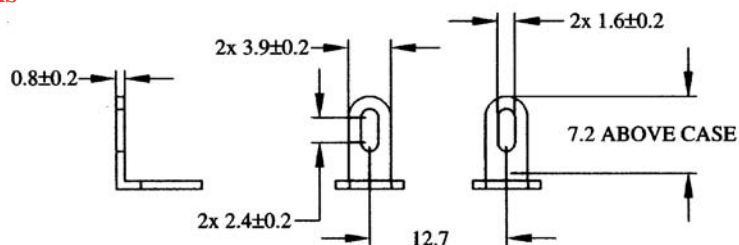
Type 7P 55 °C Photoflash, High-Energy, Long Life, Aluminum

Terminal Drawings

Snap-In Terminals



Solder-Lug Terminals



Part Numbering System

7P	122	V	330	N05	2	L
Type	Capacitance	Tolerance	Rated Voltage	Case Code	Insulation	Terminals
	301 = 300 μ F 122 = 1200 μ F	10 + 20%			2 = PVC	(blank) = snap-in L = solder lugs

Ratings

RoHS Compliant

ESR Maximum							ESR Maximum						
Cap. (μ F)	Catalog Part Number	@ +25 °C, 120 (Ω)	Diameter (mm)	(in)	Length (mm)	(in)	Cap. (μ F)	Catalog Part Number	@ +25 °C, 120 (Ω)	Diameter (mm)	(in)	Length (mm)	(in)
330 Vdc (360 Vdc Surge)							360 Vdc (390 Vdc Surge)						
300	7P301V330J032	0.663	25	0.98	35	1.38	300	7P301V360J042	0.663	25	0.98	40	1.57
300	7P301V330K012	0.663	30	1.18	25	0.98	350	7P351V360K022	0.568	30	1.18	30	1.18
350	7P351V330J042	0.568	25	0.98	40	1.57	350	7P351V360A012	0.568	35	1.38	25	0.98
350	7P351V330K022	0.568	30	1.18	30	1.18	400	7P401V360J052	0.497	25	0.98	50	1.97
400	7P401V330J042	0.497	25	0.98	40	1.57	400	7P401V360K032	0.497	30	1.18	35	1.38
400	7P401V330K022	0.497	30	1.18	30	1.18	450	7P451V360K032	0.442	30	1.18	35	1.38
500	7P501V330J052	0.398	25	0.98	50	1.97	450	7P451V360A022	0.442	35	1.38	30	1.18
500	7P501V330K032	0.398	30	1.18	35	1.38	500	7P501V360K042	0.398	30	1.18	40	1.57
600	7P601V330K042	0.332	30	1.18	40	1.57	600	7P601V360A032	0.332	35	1.38	35	1.38
700	7P701V330A042	0.284	35	1.38	40	1.57	700	7P701V360A042	0.284	35	1.38	40	1.57
800	7P801V330A042	0.249	35	1.38	40	1.57	800	7P801V360A452	0.249	35	1.38	45	1.77
900	7P901V330A052	0.221	35	1.38	50	1.97	900	7P901V360N042	0.221	40	1.57	40	1.57
900	7P901V330A452	0.221	35	1.38	45	1.77	1000	7P102V360A052	0.199	35	1.38	50	1.97
1000	7P102V330A052	0.199	35	1.38	50	1.97	1200	7P122V360A062	0.166	35	1.38	63	2.48
1000	7P102V330N042	0.199	40	1.57	40	1.57	1500	7P152V360A072	0.133	35	1.38	70	2.76
1200	7P122V330A052	0.166	35	1.38	50	1.97	2000	7P202V360N082	0.099	40	1.57	80	3.15
1500	7P152V330A062	0.133	35	1.38	63	2.48	2500	7P252V360N082	0.080	40	1.57	80	3.15
2000	7P202V330A082	0.099	35	1.38	80	3.15							
2700	7P272V330N082	0.074	40	1.57	80	3.15							