


**Features**

- Universal AC input / Full range
- Low leakage current<0.5mA
- Protections:Short circuit/Over load/Over voltage/  
Over temperature
- Cooling by free air convection
- 100% full load burn-in test
- Fixed switching frequency at 100KHz
- Low cost
- High reliability
- 2 year warranty



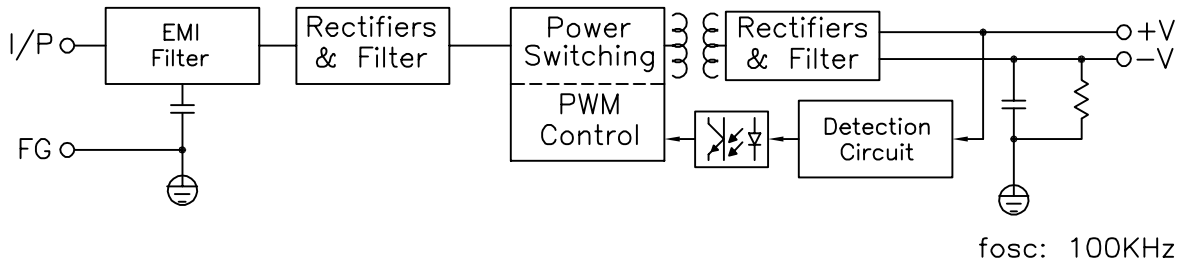
	Ch1	Ch2
DC output voltage	5V	-5V
Output V. tolerance	±6%	±6%
Output rated current	2.5A	2.5A
Output current range	0.1-2.5A	0.1-1.2A
Ripple & noise (Vp-p)	50m	50m
Line regulation	±1%	±1%
Load regulation	±4%	±4%
DC output power	25W	
Efficiency	73%	
DC voltage adj.	---	
Input voltage range	85~264VAC 47~63Hz; 120-370VDC	
AC current	0.65A/115V 0.4A/230V	
Inrush current	cold start 40A	
Leakage current	<0.5mA/240VAC	
Overload protection	above 105% type: Hiccup mode, recovers automatically after fault condition is removed	
Over voltage protection	CH1, CH2: 115%~135%	
Over temp. protection	U1 Tj 135°C typical power shutdown	
Temperature coefficient	±0.03% / °C (0~50°C) on CH1 output	
Set up, rise, hold up time	250ms, 30ms, 16ms/115VAC 250ms, 50ms, 50ms/230VAC	
Vibration	10~500Hz, 2G 10 min./1 cycle, period of 60 min. each axes	
Withstand voltage	I/P-O/P: 3KVAC, I/P-FG: 1.5KVAC, O/P-FG: 0.5KVAC, for 1 min.	
Isolation resistance	I/P-O/P, I/P-FG, O/P-FG: 500VDC / 100M Ohms min.	
Working temp., humidity	-10°C~+60% (refer to output derating curve), 20%-90% RH	
Storage temp., humidity	-20°C~+85°C, 10%-95% RH	
Dimensions	4.21x2.4x1.1 inches (107x61x28 mm)	
Weight	0.33lbs (.15 Kgs)	
Safety standards	UL1950, TUV EN60950 approved	
EMC standards	CISPR22 (EN55022), IEC1000-4,2,3,4,5 IEC1000-3-2, 3 verification	

**Notes:**

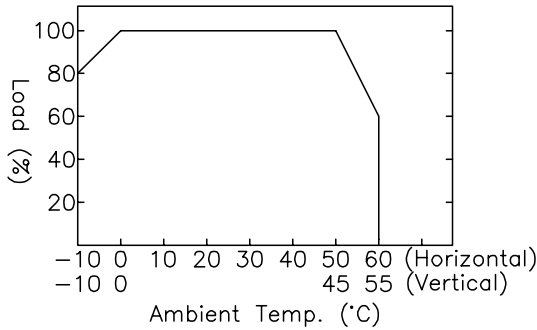
1. All parameters are specified at 230VAC input, rated load, 25°C 70% RH ambient
2. Tolerance includes set up tolerance, line regulation, load regulation
3. Ripple & noise are measured at 20MHz by using a 12" twisted pair terminated with a 0.1uF & 47 uF capacitor
4. Line regulation is measured from low line to high line at rated load
5. Load regulation is measured from 20% to 100% rated load, other outputs at 60% rated load
6. Each output provides up to maximum current, but total load can not exceed max. output power

V-Infinity reserves the right to make changes to its products or to discontinue any product or service without notice, and to advise customers to verify the most up-to-date product information before placing orders. V-Infinity assumes no liability or responsibility for customer's applications using V-Infinity products other than repair or replacing (at V-I's option) V-Infinity products not meeting V-I's published specifications. Nothing will be covered outside of standard product warranty.

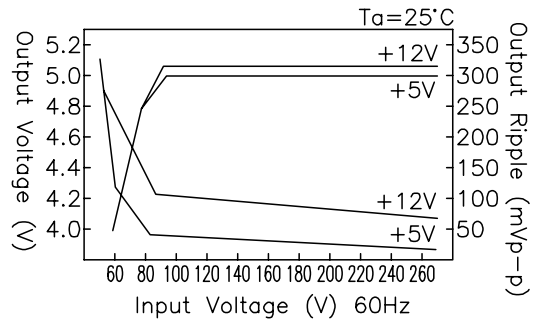
**Block Diagram**



**Output Derating**



**Static Characteristics**



**Dimensions (mm)**

Terminal Pin No. Assignment  
 CN1: MOLEX 41791-03  
 PIN 1,3: AC INPUT  
 CN2: MOLEX 41791-04  
 PIN 1: DC OUTPUT V1  
 PIN 2,3: DC OUTPUT COM  
 PIN 4: DC OUTPUT V2

Mating Connectors  
 CN1,2 Mating Connector Type  
 Molex 2139 and 3069 Series  
 or equivalent with Molex  
 2478 and 2578 or equivalent  
 crimp terminals.

