

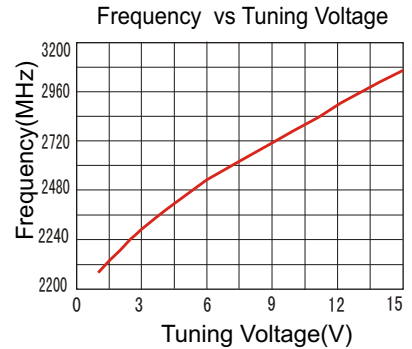
Features

- Built-in buffer amplifier Low frequency pulling
- Low phase noise
- Hyperabrupt varactor broad tuning bandwidth
- Thin film hybrid construction
- TO-8D、SMO-8D、SP-1 packages available
- Operating temperature range: -55°C ~ +85°C

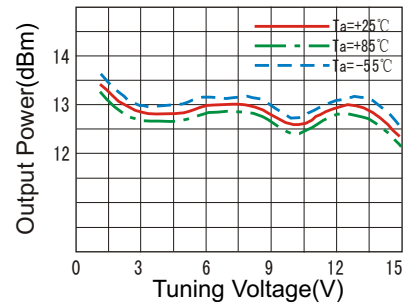
Specifications (T_A=25°C, V_{CC}=+12V)

Parameter	Symbol	Unit	Guaranteed	Typical	Test Condition
Frequency Range	f _L ~f _H	MHz	2200~3000	—	V _T : 0~15V
Power Output	P _O	dBm	≥ 10	12	V _T =10V
Power Output Variation	ΔP _O	dB	≤ ±1.5	±1.0	f _{L-H} : 2200 ~ 3000MHz
Tuning Voltage	V _T	V	0~15	—	—
Pushing	K _{VC}	MHz/V	—	3.0	V _{CC} =11~13V, V _T =10V
Spurious	R _{fs}	dBc	≤ -70	—	f _{L-H} : 2200 ~ 3000MHz
Harmonics	R _{fn}	dBc	—	-20	f _{L-H} : 2200 ~ 3000MHz
SSB Phase Noise	S _φ	dBc/Hz	—	-90	V _T =10V, f _m =10KHz
Frequency Drift	Δf	MHz	—	50	V _T =10V, T _A : -55~+85°C
Current	I _{CC}	mA	—	70	—
Tuning Port Capacitance	C _T	pF	—	90	—

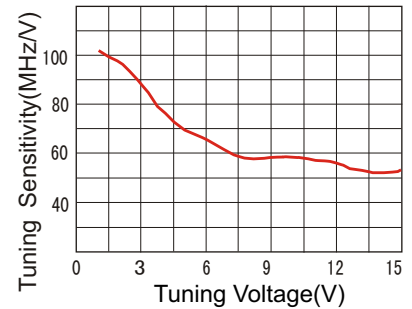
Typical Performance



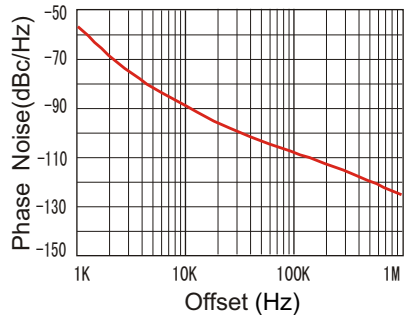
Frequency vs Tuning Voltage



Power Output vs Tuning Voltage



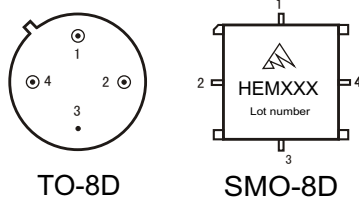
Tuning Sensitivity vs Tuning Voltage



Phase Noise vs Offset Frequency

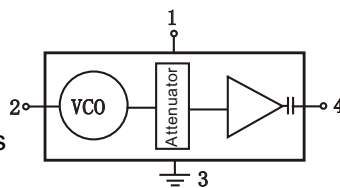
Absolute Ratings

- Maximum DC Voltage : +15V
- Maximum Tuning Voltage : +30V
- Minimum Tuning Voltage : -0.7V
- Maximum Storage Temp: +125°C



Application Notes

1. See assembly section for mounting information
2. ESD observe Handling precautions



- 1. Vcc 3. GND
- 2. V_T 4. P_O