

Specifications


Insulation Resistance: 1,000MΩ min. at 500V DC
 Withstanding Voltage: 1,000V ACrms for 1 minute
 Contact Resistance: 30mΩ max. at 10mA
 Current Rating: 3A
 Operating Temp. Range: -40°C to +105°C

Materials and Finish

Housing: PBT, UL94V-0 rated

Features

- Crimp-on terminals allow complex wiring
- Solid wire terminals eliminate loss



Part Number (Details)

UFS - 40 B - 04

Series (socket)

No. of Leads

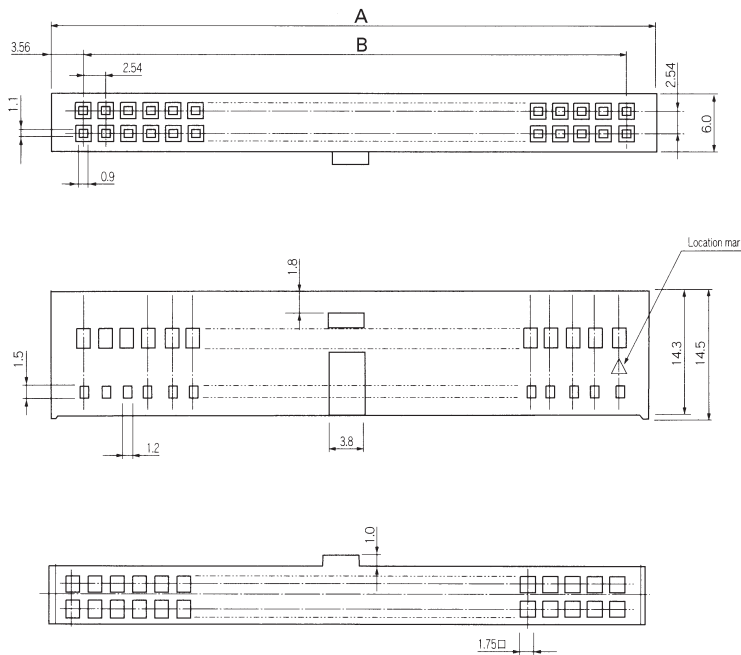
Connector Type:
B = FAP Mating

Design No.

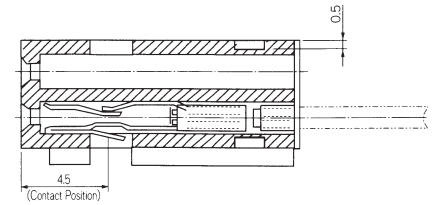
More Information about:

- Applicable cables
- Crimp contact
- Crimp tool
- Polarity key
see page D-21

Outline Dimensions



Contact Detail



Standard types

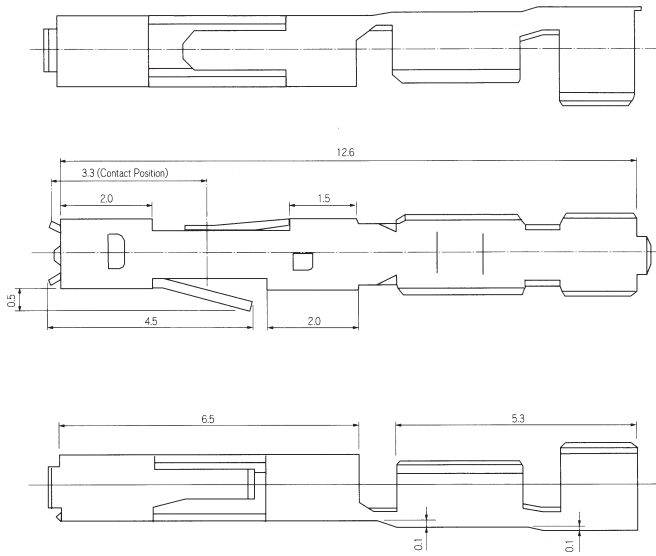
Part Number	No. of Leads	A	B
UFS-10B-04	10	17.28	10.16
UFS-16B-04	16	24.90	17.78
UFS-20B-04	20	29.98	22.86
UFS-26B-04	26	37.60	30.48
UFS-30B-04	30	42.68	35.56
UFS-34B-04	34	47.76	40.64
UFS-40B-04	40	55.38	48.26
UFS-60B-04	60	80.78	73.66

For the following versions below please contact Yamaichi, minimum order quantity may be required

UFS -50B-04	50	68.08	60.96
-------------	----	-------	-------

Series UFS Crimp Contact, Polarity Key and Cover

Contact (Type 66)



Part Number (Details)

UFS-Contact 66 - * - **

Series No.

Packing Units:

1 = Bulk Pins (cut)

2 = On Reel

(5,000 pcs. per reel)

Type of Contact Plating:

BF = Base (Nickel 2.5 ~ 4.5 μ m)

Contact (Gold 0.3 μ m min.)

Crimp (Gold 0.05 μ m min.)


AF = Base (Nickel 2.5 ~ 4.5 μ m)

Contact (Gold 0.76 μ m min.)

Crimp (Gold 0.05 μ m min.)

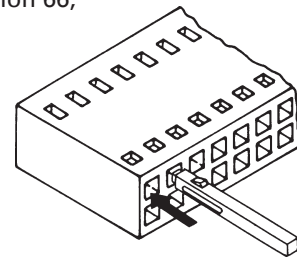
Crimp Tool

UFS Hand Tool-66-5



Polarity Key for UFS

Material: Nylon 66,
colour blue



2.54mm Board-to-Cable Connectors

Applicable Cables

AWG Cable No.	24	26	28
Cross Section Area (mm ²)	0.2	0.15	0.08
Cable Retaining Force (min.)	3.5kg	2.1kg	1.4kg

