




CTLSH5-40M833
SURFACE MOUNT
LOW V_F
SILICON
SCHOTTKY RECTIFIER
TINY LEADLESS MODULE™



Central™

Semiconductor Corp.

DESCRIPTION:

The CENTRAL SEMICONDUCTOR CTLSH5-40M833 is a high performance 5.0 Amp Schottky Rectifier designed for applications where small size and operational efficiency are prime requirements. With a maximum power dissipation of 4.5W, this leadless package design has a watts per unit area at least twice that of equivalent package devices.

FEATURES:

- High Current ($I_F=5.0A$)
- High Thermal Efficiency
- Low Leakage/Low V_F
- 3 x 3mm TLM™ case

MARKING CODE: CHA2

MAXIMUM RATINGS: ($T_A=25^\circ C$)

	SYMBOL		UNITS
Continuous Reverse Voltage	V_R	40	V
Average Forward Current	I_O	5.0	A
Peak Forward Surge Current (tp=8.3ms)	I_{FSM}	50	A
Power Dissipation	P_D	4.5	W (Note 1)
Power Dissipation	P_D	4.0	W (Note 2)
Power Dissipation	P_D	2.5	W (Note 3)
Operating and Storage			
Junction Temperature	T_J, T_{stg}	-65 to +150	$^\circ C$
Thermal Resistance	θ_{JA}	27.78	$^\circ C/W$ (Note 1)
Thermal Resistance	θ_{JA}	31.25	$^\circ C/W$ (Note 2)
Thermal Resistance	θ_{JA}	50.00	$^\circ C/W$ (Note 3)

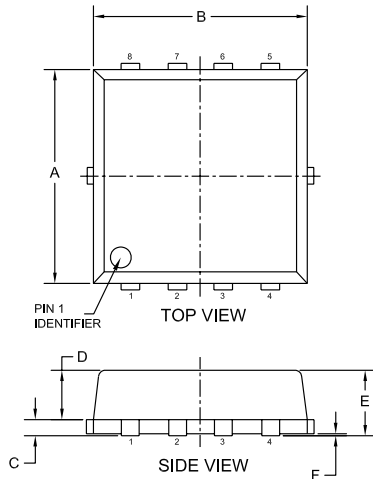
ELECTRICAL CHARACTERISTICS: ($T_A=25^\circ C$ unless otherwise noted)

SYMBOL	TEST CONDITIONS	MIN	TYP	MAX	UNITS
I_R	$V_R=20V$		15	150	μA
I_R	$V_R=40V$		25	200	μA
BV_R	$I_R=0.4mA$	40			V
V_F	$I_F=1.0A$		0.35		V
V_F	$I_F=2.0A$		0.41		V
V_F	$I_F=3.0A$		0.45		V
V_F	$I_F=4.0A$		0.48		V
V_F	$I_F=5.0A$		0.49	0.52	V
C_J	$V_R=4.0V, f=1.0MHz$		220		pF
t_{rr}	$I_F=I_R=10mA, I_{rr}=1.0mA, R_L=100\Omega$		80		ns

- Notes: (1) Ceramic or aluminum core PC Board with copper mounting pad area of 75 mm²
 (2) FR-4 Epoxy PC Board with copper mounting pad area of 75 mm²
 (3) FR-4 Epoxy PC Board with copper mounting pad area of 25 mm²

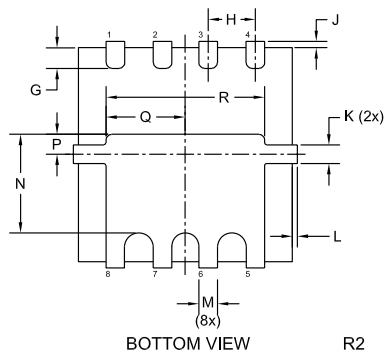
R2 (29-August 2006)

TLM833 CASE - MECHANICAL OUTLINE



SYMBOL	INCHES		MILLIMETERS	
	MIN	MAX	MIN	MAX
A	0.114	0.122	2.90	3.10
B	0.114	0.122	2.90	3.10
C	0.006	0.010	0.15	0.25
D	0.026	0.030	0.65	0.75
E	0.031	0.039	0.80	1.00
F	0.000	0.002	0.00	0.05
G	0.008	0.018	0.20	0.45
H	0.026		0.65	
J	--	0.005	--	0.125
K	0.007	0.012	0.17	0.30
L	--	0.005	--	0.125
M	0.011	0.015	0.29	0.39
N	0.049	0.057	1.25	1.45
P	0.006	0.014	0.15	0.35
Q	0.040	0.048	1.01	1.21
R	0.085	0.093	2.16	2.36

TLM833 (REV:R2)



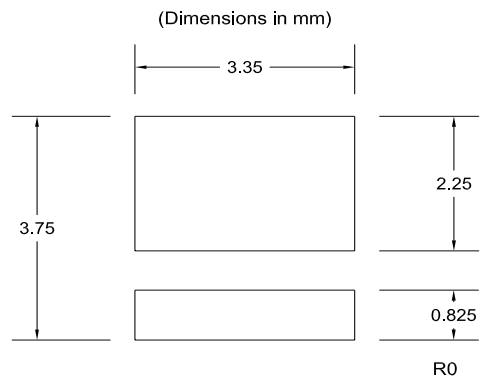
R2

LEAD CODE:

- 1) ANODE
- 2) ANODE
- 3) ANODE
- 4) ANODE
- 5) CATHODE
- 6) CATHODE
- 7) CATHODE
- 8) CATHODE

MARKING CODE: CHA2

Optional Mounting Pad



For standard mounting refer to TLM833 Package Details

R2 (29-August 2006)