




Power Inductor – HA3808-AL

For TI TPS6211X
Step-Down Converters



- Designed for Texas Instruments TPS6211X 1.5A, 17-Vin 1 MHz Step-Down Converters with LBI and PG functions.
- High current, magnetically shielded power inductor
- Soft saturation makes them ideal for VRM/VRD applications

Terminations RoHS compliant matte tin over nickel over copper.

Weight 0.52 g

Ambient temperature -40°C to $+125^{\circ}\text{C}$. The part can be operated without damage as long as the part (ambient temperature plus temperature rise due to self heating) does not exceed $+165^{\circ}\text{C}$.

Storage temperature Component: -40°C to $+165^{\circ}\text{C}$.
Packaging: -40°C to $+80^{\circ}\text{C}$

Resistance to soldering heat Max three 40 second reflows at $+260^{\circ}\text{C}$, parts cooled to room temperature between cycles

Moisture Sensitivity Level (MSL) 1 (unlimited floor life at $<30^{\circ}\text{C}$ / 85% relative humidity)

Mean Time Between Failures (MTBF) 26,315,789 hours

Packaging 500/7" reel; 2500/13" reel Plastic tape: 16 mm wide, 0.35 mm thick, 8 mm pocket spacing, 2.3 mm pocket depth

PCB washing Only pure water or alcohol recommended

Part number ¹	Inductance $\pm 20\%^2$ (μH)	DCR (mOhm) ³		SRF typ ⁴ (MHz)	Isat (A) ⁵		Irms (A) ⁶	
		typ	max		10% drop	20% drop	20°C rise	40°C rise
HA3808-AL_	6.8	99.0	109	15	4.4	6.9	2.7	3.6

1. When ordering, please specify **packaging** code:

HA3808-ALC

Packaging: C = 7" machine-ready reel. EIA-481 embossed plastic tape (500 parts per full reel).

B = Less than full reel. In tape, but not machine ready. To have a leader and trailer added (\$25 charge), use code letter C instead.

D = 13" machine-ready reel. EIA-481 embossed plastic tape. Factory order only, not stocked (2500 parts per full reel).

2. Inductance tested at 100 kHz, 0.1 Vrms, 0 Adc.

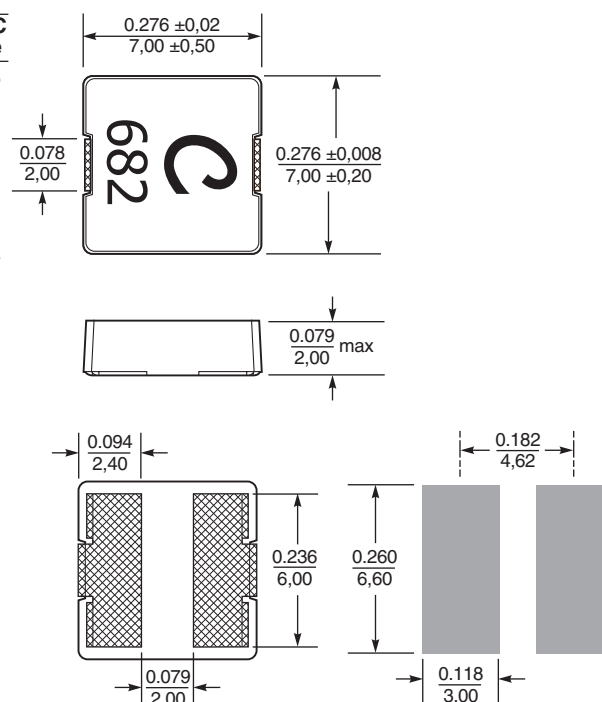
3. DCR measured on a micro-ohmmeter.

4. SRF measured using Agilent/HP 4395A or equivalent.

5. DC current at which the inductance drops the specified amount from its value without current.

7. Electrical specifications at 25°C .

Refer to Doc 362 "Soldering Surface Mount Components" before soldering.



Dimensions are in $\frac{\text{inches}}{\text{mm}}$

Recommended Land Pattern

Coilcraft[®]

Specifications subject to change without notice.
Please check our website for latest information.

Document 688-1 Revised 05/18/09

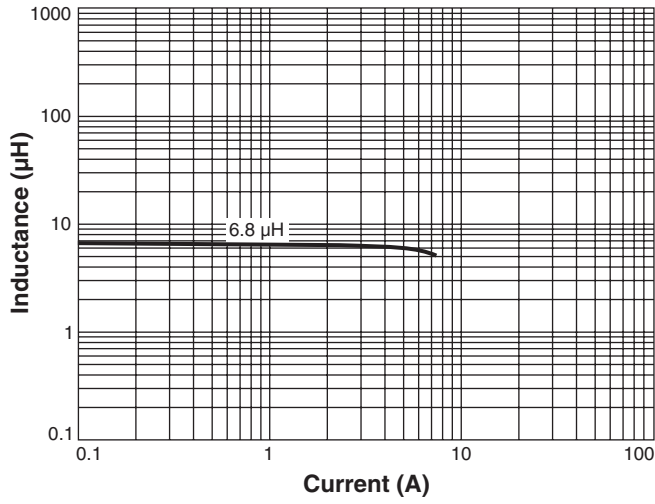
1102 Silver Lake Road Cary, Illinois 60013 Phone 847/639-6400 Fax 847/639-1469

E-mail info@coilcraft.com Web <http://www.coilcraft.com>

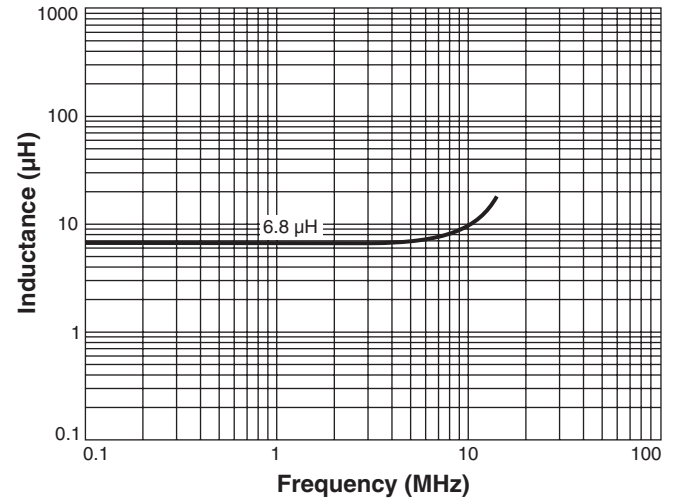


SMT Power Inductor – HA3808-AL

Typical L vs Current



Typical L vs Frequency



Specifications subject to change without notice.
Please check our website for latest information.

Document 688-2 Revised 05/18/09

1102 Silver Lake Road Cary, Illinois 60013 Phone 847/639-6400 Fax 847/639-1469

E-mail info@coilcraft.com Web <http://www.coilcraft.com>