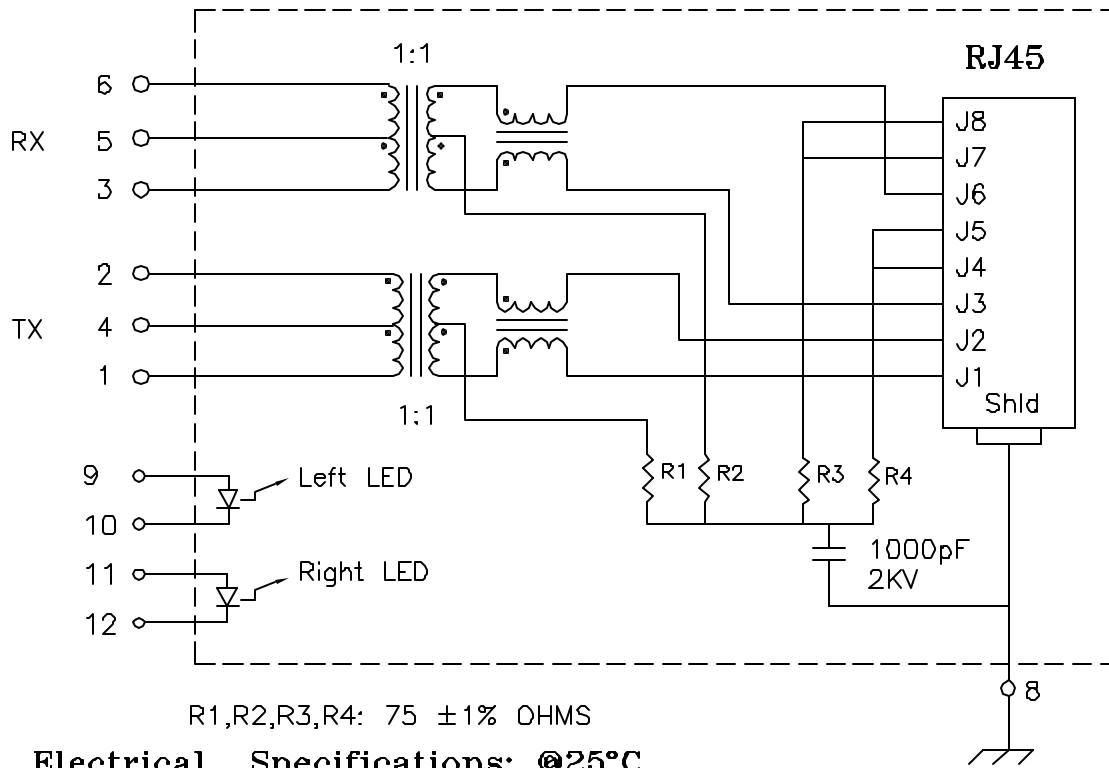


Schematic:

(One of Two)



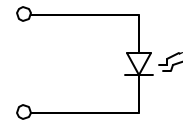
Electrical Specifications: @25°C

- Isolation Voltage: 1500 Vac
- Isolation Voltage: 500 Vac (1+2+4 to 3+5+6)
- UTP SIDE OCL: 350uH Min @100KHz 100mV 8mADC
- Leakage Inductance: P6-P3 0.3uH Max @1MHz 100mV Short J6 and J3
- Leakage Inductance: P2-P1 0.3uH Max @1MHz 100mV Short J2 and J1
- Cww: (P6, P5, & P3) to (J6 & J3) 30pF Max @1MHz 100mV
- Cww: (P2, P4, & P1) to (J2 & J1) 30pF Max @1MHz 100mV
- DCR: (J6-J3) = (J2-J1) 1.2 Ohms Max
- Rise Time (10-90%): 2.5ns Typ
- Insertion Loss (100KHz-100MHz): -1.2dB Max
- Return Loss: -18dB Min @1MHz - 30MHz
- Return Loss: -12dB Min @60MHz - 80MHz
- Crosstalk: 40dB Typ @1MHz to 100MHz
- Common Mode to Differential Mode Rejection:
30MHz-100MHz -35dB Typ (Tx) / -35dB Typ (Rx)
- Q: 18 Min @100KHz 100mV

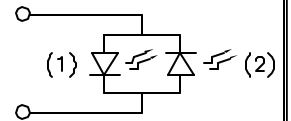
Complete the Combo P/N as follows:

Replace 'x' & 'u' in the part number with one of the LED color letters:
 Y=Yellow
 G=Green
 A=Amber
 R=Red
 C=Green(1)/Amber(2) Bicolor
 D=Amber(1)/Green(2) Bicolor
 M=Green(1)/Yellow(2) Bicolor
 N=Yellow(1)/Green(2) Bicolor
 P=Red(1)/Green(2) Bicolor
 Q=Green(1)/Red(2) Bicolor

Single Color LED:



Bi-Color LED:



Notes:

1. Solderability: Leads shall meet MIL-STD-202G, Method 208H for solderability.
2. Flammability: UL94V-0
3. ASTM oxygen index: > 28%
4. Insulation System: Class F 155°C, UL file E151556
5. Operating Temperature Range: All listed parameters are to be within tolerance from -40°C to +85°C
6. Storage Temperature Range: -55°C to +125°C
7. Aqueous wash compatible
8. Electrical and mechanical specifications 100% tested
9. RoHS Compliant Component

DOC REV: A/4

XFMRS Inc
www.XFMRS.com

UNLESS OTHERWISE SPECIFIED
 TOLERANCES:
 .xxx ±0.010
 Dimensions in Inch
 SHEET 1 OF 2

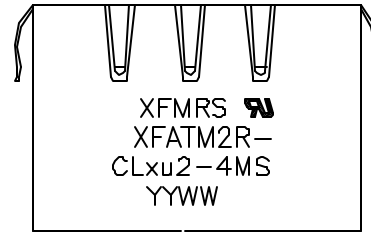
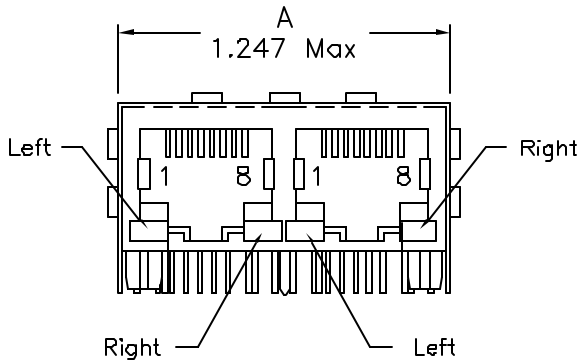
Title:
TWO PORT COMBO w/ LED's

P/N: XFATM2R-CLxu2-4MS		REV. A
DWN.	Xianyi	Sep-03-09
CHK.	YK Liao	Sep-03-09
APP.	Joe Huff	Sep-03-09

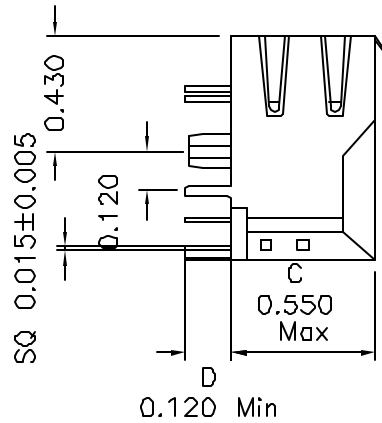
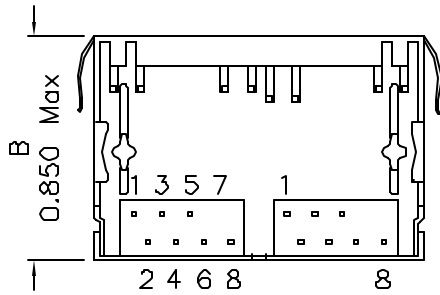
PROPRIETARY:

Document is the property of XFMRS Group & is not allowed to be duplicated without authorization.

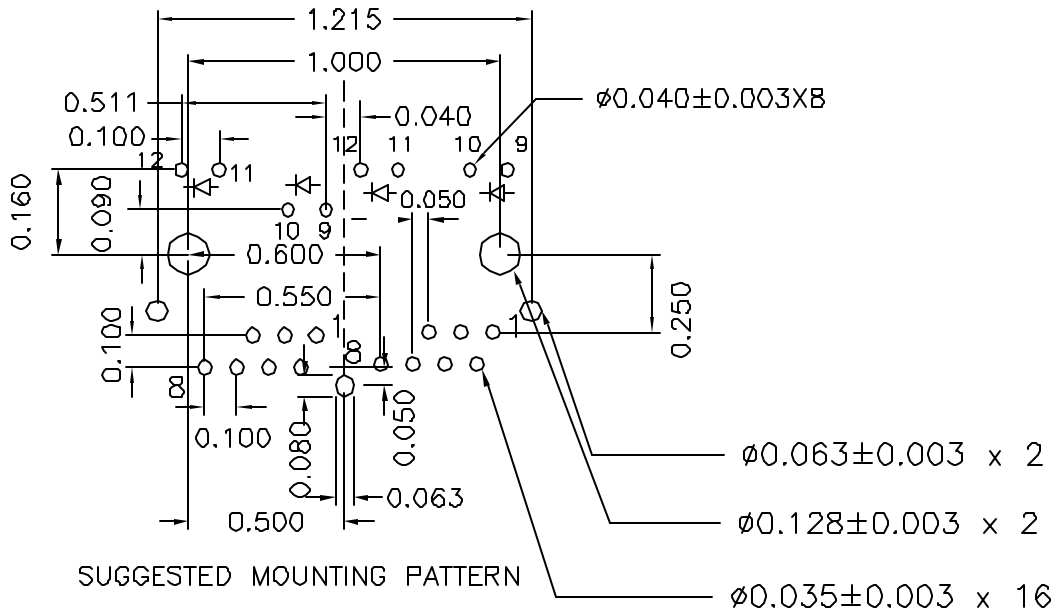
Mechanical Dimensions: (FOR CLxu2-4MS)



TOP VIEW



*Remove Pin#7



DOC REV: A/4

PROPRIETARY:

Document is the property of XFMRS Group & is not allowed to be duplicated without authorization.

XFMRS Inc
www.XFMRS.com

Title: Mechanical Dimensions
For CLxu2-4MS Series

UNLESS OTHERWISE SPECIFIED
TOLERANCES:
.xxx ±0.010
Dimensions in Inch

P/N: XFATM2R-CLxu2-4MS

REV. A

DWN.

Xianyi

Sep-03-09

CHK.

YK Liao

Sep-03-09

APP.

Joe Huff

Sep-03-09

SHEET 2 OF 2