

Features

- Frequency Range: 10~1000MHz
- Active Bias Design Supply Temperature Compensation
- Standard Hermetic Package
- Operating Temperature Range: -55°C ~ +85°C

Specifications (50 Ω, V_{CC} = +15V, T_A = -55°C ~ +85°C)

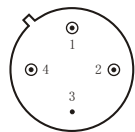
Parameter	Symbol	Unit	Guaranteed	Typical
Frequency Range	f _L ~f _H	MHz	10~1000	10~1000
Gain	G _p	dB	≥10.0	11.0
Gain Flatness	ΔG _p	dB	≤1.5Δ	1.0
Isolation	Iso	dB	≥30.0Δ	33.0
Noise Figure	F _n	dB	≤6.0 Δ	5.0
Input VSWR	VSWR _i	--	≤2.5:1Δ	2.0:1
Output VSWR	VSWR _o	--	≤2.0:1Δ	1.5:1
Output Power @ 1dB Compression	P ₋₁	dBm	≥10.0* Δ	10.5
DC Current	I _{cc}	mA	--	35

1) μ*f = 700MHz; “Δ” T_A = 24 ± 1°C;

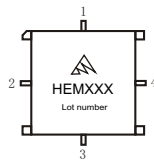
2) The G_p and P₋₁ will be reduced 0.3dB and 2.0dB respectively under operating at 12VDC (I_{cc} = 28mA Typ)

Maximum Rating

- DC Voltage : +18VDC
- RF Input: +10dBm
- Storage Temp: +125°C



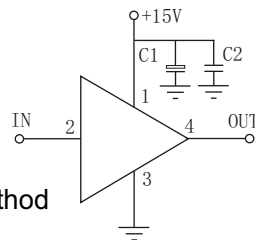
T0-8A



SMO-8C

Application Notes

1. Typical application shown as right, C₁ = 3.3~22 μF ; C₂ = 3300~6800pF;
2. Interchanged directly with UTO1076 from HP Company;
3. See assembly section for mounting method
4. Connectorized package(SMA-1)



Typical Curve

