



CHENMKO ENTERPRISE CO.,LTD

SMD16APT

SURFACE MOUNT

SCHOTTKY BARRIER RECTIFIER

VOLTAGE RANGE 60 Volts CURRENT 1.0 Ampere

Lead free devices

FEATURES

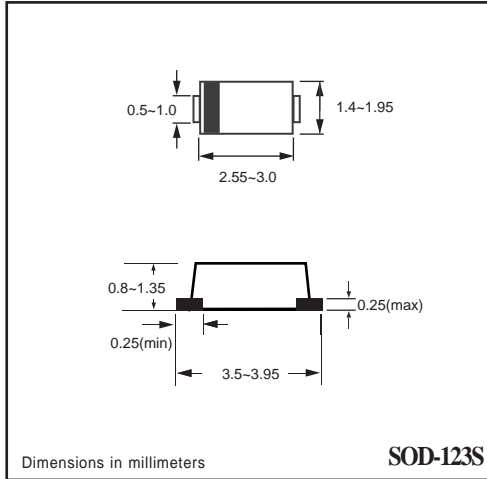
- * For surface mounted applications
- * Metal silicon junction, majority carrier conduction
- * Low power loss, high efficiency
- * High current capability, low forward voltage drop
- * High surge capability
- * For use in low voltage high frequency inverters, free wheeling, and polarity protection applications
- * Lead free devices

MARKING

* 16



SOD-123S



Dimensions in millimeters

SOD-123S

CIRCUIT



MAXIMUM RATINGS (At TA = 25°C unless otherwise noted)

RATINGS	SYMBOL	SMD16APT	UNITS
Maximum Recurrent Peak Reverse Voltage	V _{RRM}	60	Volts
Maximum RMS Voltage	V _{RMS}	42	Volts
Maximum DC Blocking Voltage	V _{DC}	60	Volts
Maximum Average Forward Rectified Current	I _O	1.0	Amps
Peak Forward Surge Current 8.3 ms single half sine-wave superimposed on rated load (JEDEC method)	I _{FSM}	40	Amps
Typical Junction Capacitance (Note 2)	C _J	110	pF
Typical Thermal Resistance (Note 1)	R _{θJL}	60	°C / W
Operating Temperature Range	T _J	-65 to +150	°C
Storage Temperature Range	T _{STG}	-65 to +150	°C

ELECTRICAL CHARACTERISTICS (At TA = 25°C unless otherwise noted)

CHARACTERISTICS	SYMBOL	SMD16APT	UNITS
Maximum Instantaneous Forward Voltage at 1.0 A DC	V _F	0.65	Volts
Maximum Average Reverse Current at Rated DC Blocking Voltage	@ TA = 25°C	50	uAmps
	@ TA = 100°C	10	mAmps

NOTES : 1. Thermal Resistance (Junction to Lead) : PC Board Mounted on 0.2 X 0.2" (5 X 5mm) copper pad area.
2. Measured at 1.0 MHz and applied reverse voltage of 4.0 volts.

2007-06

RATING CHARACTERISTIC CURVES (SMD16APT)

FIG. 1 - TYPICAL INSTANTANEOUS FORWARD CHARACTERISTICS

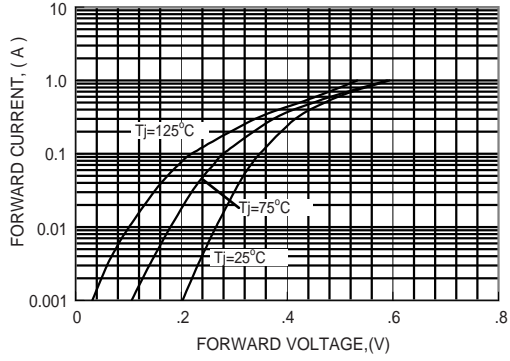


FIG. 2 - TYPICAL REVERSE CHARACTERISTICS

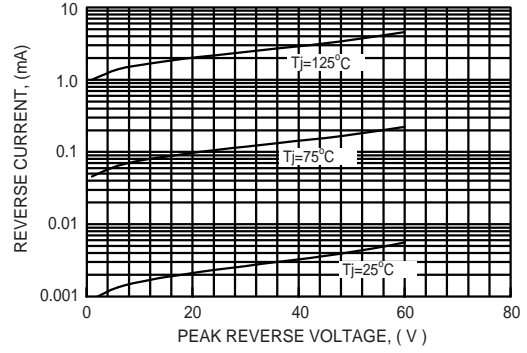


FIG. 3 - TYPICAL JUNCTION CAPACITANCE

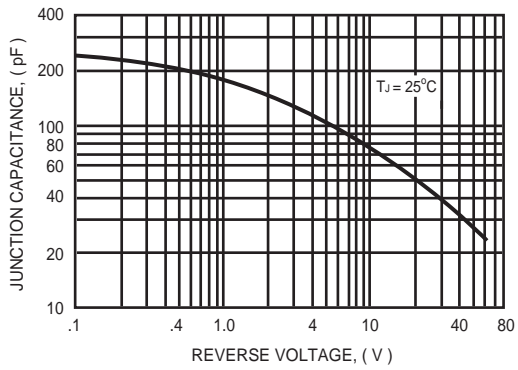


FIG. 4 - MAXIMUM NON-REPETITIVE FORWARD SURGE CURRENT

