



# TAI-SAW TECHNOLOGY CO., LTD.

No. 3, Industrial 2nd Rd., Ping-Chen Industrial District,  
Taoyuan, 324, Taiwan, R.O.C.

TEL: 886-3-4690038 FAX: 886-3-4697532

E-mail: [tstsales@mail.taisaw.com](mailto:tstsales@mail.taisaw.com) Web: [www.taisaw.com](http://www.taisaw.com)

## Approval Sheet For Product Specification

Issued Date: 3/21/2006

Product Name: SMD Clock Oscillator 26.0 MHz

TST Parts No.: TW0194A

Customer Parts No.: \_\_\_\_\_

Company: _____
Division: _____
Approved by : _____
Date: _____

Checked by: \_\_\_\_\_ Robert Chang

Approval by: \_\_\_\_\_ T.F. Yang

Date: \_\_\_\_\_ 2006/03/21



# TAI-SAW TECHNOLOGY CO., LTD.

No. 3, Industrial 2nd Rd., Ping-Chen Industrial District,  
Taoyuan, 324, Taiwan, R.O.C.

TEL: 886-3-4690038 FAX: 886-3-4697532

E-mail: [tstsales@mail.taisaw.com](mailto:tstsales@mail.taisaw.com) Web: [www.taisaw.com](http://www.taisaw.com)

## SMD Clock Oscillator 26.0 MHz

MODEL NO.: TW0194A

REV. NO.: 1.0

### A. FEATURES:

1. Ultra small package
2. Excellent for high-density packaging.

RoHS Compliant  
Lead free  
Lead-free soldering

### B. MAXIMUM RATING:

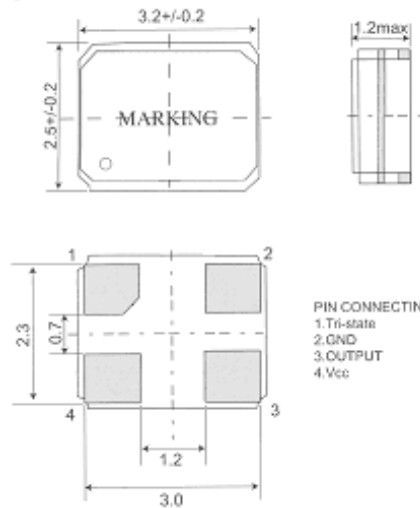
1. Storage Temperature: -55 °C to +125 °C.
2. Operating Temperature: -10 °C to +70 °C.

### C. ELECTRICAL CHARACTERISTICS:

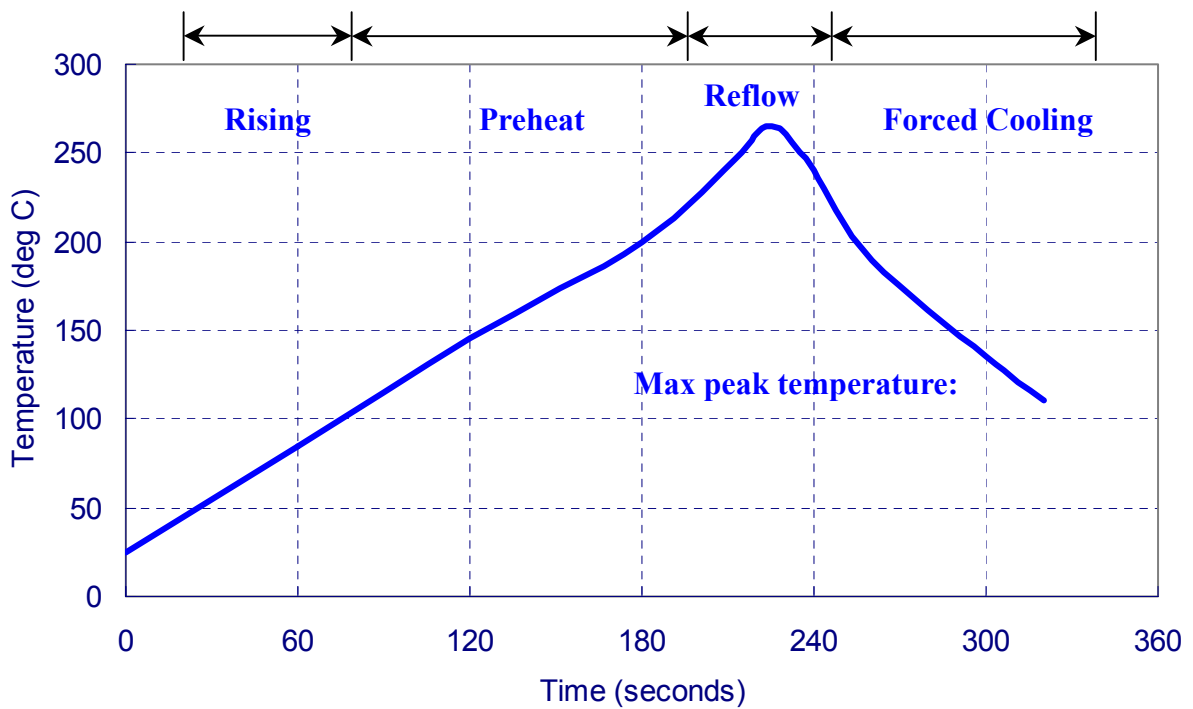
Characteristics	Units	Minimum	Typical	Maximum
Center Frequency	<b>MHz</b>		26.000	
Frequency Stability (#note 1)	<b>PPM</b>	-25	-	25
Input Voltage (Operating VDD)	<b>VDC</b>	-	3.3+/-0.3V	-
Input Current	<b>mA</b>	-	-	20
Output				
Output Level		<b>CMOS</b>		
Load	<b>pF</b>	-	15	-
"0" Level	<b>VDC</b>	-	-	0.33
"1" Level	<b>VDC</b>	2.97	-	-
Symmetry (TW/T*100%) Duty Cycle	<b>%</b>	40%	50%	60%
Rise Time (10%->90% VDD)	<b>nSec</b>	-	-	10
Fall Time (90%->10% VDD)	<b>nSec</b>	-	-	10
Enable/Disable Function		PIN 1: High or Open, PIN 3:Enable PIN 1: Low, PIN 3:Disable		
Package size		SMD3.2X2.5X1.1mm		

#Note 1: Frequency stability includes 25C tolerance, operating temperature range, aging and voltage or load change.

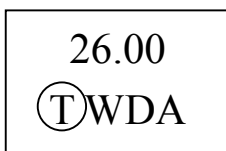
**D. OUTLINE DRAWING: (Unit: mm)**



**E. SOLDERING REFLOW PROFILE:**



**F. MARKING:**



Line 1: 26.00

Line 2: TWDA

Where W stand for product code and D for date code

1. Product Code Table:

Year	2001	2002	2003	2004
	2005	2006	2007	2008
<b>Product Code</b>	<b>W</b>	<b>w</b>	<b><u>W</u></b>	<b><u>w</u></b>

