

<p><b>GLASS PASSIVATED BRIDGE RECTIFIERS</b></p>	<p>REVERSE VOLTAGE - <b>50 to 1000</b>Volts FORWARD CURRENT - <b>1.5</b> Amperes</p>
<p><b>FEATURES</b></p> <ul style="list-style-type: none"> <li>● Surge overload rating -50 amperes peak</li> <li>● Ideal for printed circuit board</li> <li>● Reliable low cost construction utilizing molded plastic technique results in expensive product</li> <li>● Mounting Position :Any</li> </ul>	<div style="display: flex; justify-content: space-around;"> <div style="text-align: center;"> <p><b>WOB</b></p> </div> <div style="text-align: center;"> <p><b>WOBM</b></p> </div> </div> <p style="text-align: center;">Dimensions in inches and (millimeters)</p>

**MAXIMUM RATINGS AND ELECTRICAL CHARACTERISTICS**

Rating at 25°C ambient temperature unless otherwise specified.

Single phase, half wave ,60Hz, resistive or inductive load.

For capacitive load, derate current by 20%

CHARACTERISTICS	SYMBOL	W005G	W01G	W02G	W04G	W06G	W08G	W10G	UNIT
		W005MG	W01MG	W02MG	W04MG	W06MG	W08MG	W10MG	
Maximum Recurrent Peak Reverse Voltage	V <sub>RRM</sub>	50	100	200	400	600	800	1000	V
Maximum RMS Voltage	V <sub>RMS</sub>	35	70	140	280	420	560	700	V
Maximum DC Blocking Voltage	V <sub>DC</sub>	50	100	200	400	600	800	1000	V
Maximum Average Forward Rectified Current @T <sub>A</sub> =25°C	I(AV)	1.5							A
Peak Forward Surge Current ,8.3m Single 8.3ms Single Half Sine-Wave Super Imposed on Rated Load	I <sub>FSM</sub>	50							A
I <sup>2</sup> t Rating for Fusing (t<8.3ms)	I <sup>2</sup> t	5.0							A <sup>2</sup> t
Maximum Forward Voltage Drop Per Element at 1.5A Peak	V <sub>F</sub>	1.1							V
Maximum Reverse Current at Rated DC Blocking Voltage Per Element	I <sub>R</sub>	10.0							uA
		1.0							mA
Operating Temperature Range T <sub>J</sub>	T <sub>J</sub>	-55 to +150							°C
Storage Temperature Range T <sub>A</sub>	T <sub>STG</sub>	-55 to +150							°C

FIG. 1 - MAXIMUM FORWARD SURGE CURRENT

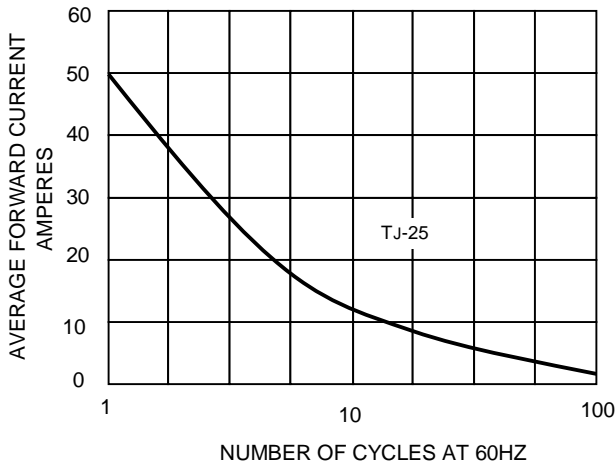


FIG.1-DERATING CURVE  
 OUTPUT RECTIFIED CURRENT

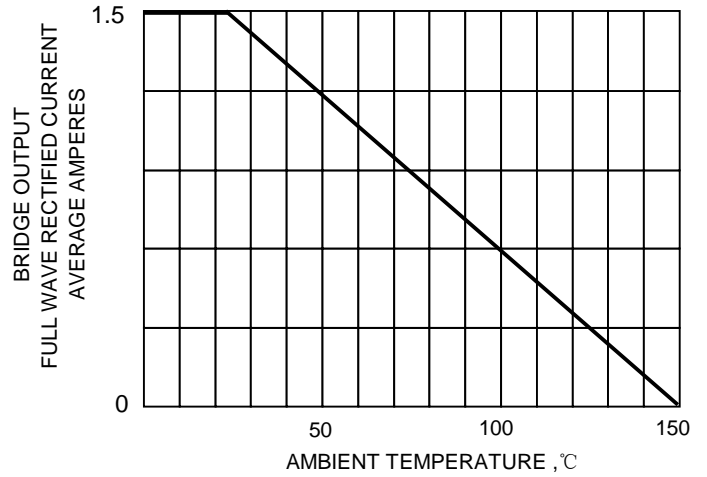


FIG.3-TYPICAL FORWARD  
 CHARACTERISTICS

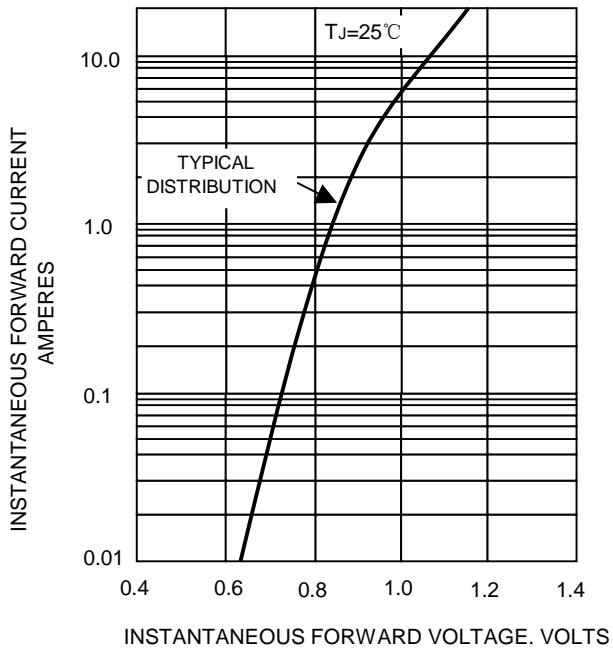


FIG.4-TYPIACL REVERSE  
 CHARACTERISTICS

