

"High Frequency Ceramic Solutions"

2.4 GHz Low Pass Filter

P/N 2442LP18A083

Detail Specification: 07/07/05

Page 1 of 2

General Specifications

Part Number	2442LP18A083
Frequency (MHz)	2400 - 2483
Insertion Loss	0.6 dB max.
Return Loss	10.9 dB min.
Attenuation (min.)	30 dB @ 2 x fo
Attenuation (min.)	18 dB @ 3 x fo

Impedance	50 Ω
Input Power	3 Watt max.
Operating Temperature	-40 to +85°C
Storage Temperature	-40 to +85°C
Reel Quantity	3,000

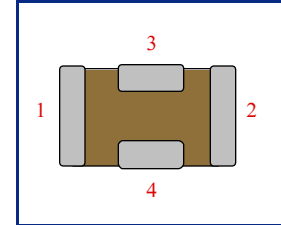
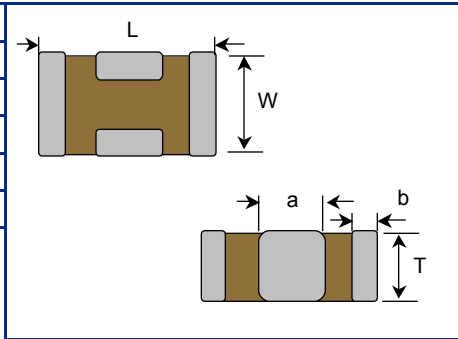
Termination Style	100% Tin	Suffix = "None"	eg. 2442LP18A083
	Tin / Lead	Suffix = "/Pb"	eg. 2442LP18A083/Pb

Terminal Configuration

No.	Function
1	I/O
2	I/O
3	GND
4	GND

Mechanical Dimensions

	In	mm
L	0.126 ± 0.012	3.20 ± 0.30
W	0.063 ± 0.012	1.60 ± 0.30
T	0.039 ± 0.008	1.00 ± 0.20
a	0.031 ± 0.012	0.80 ± 0.30
b	0.020 ± 0.012	0.50 ± 0.30

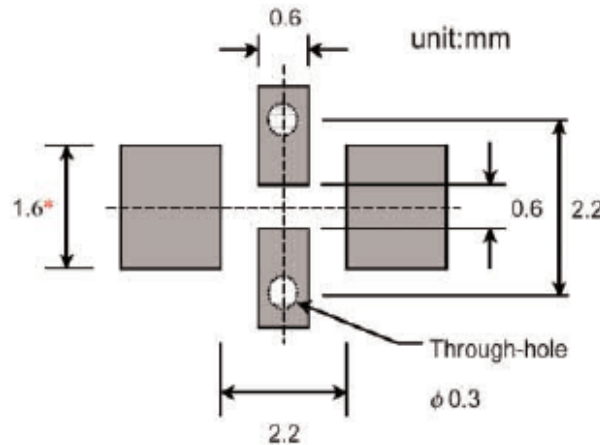


Mounting Considerations

Mount these devices with brown mark facing up.

* Line width should be designed to provide 50 ohm impedance, depending on PCB material and thickness

Units: mm



Johanson Technology, Inc. reserves the right to make design changes without notice.

All sales are subject to Johanson Technology, Inc. terms and conditions.



www.johansontechnology.com

931 Via Alondra • Camarillo, CA 93012 • TEL 805.389.1166 FAX 805.389.1821

2003 Johanson Technology, Inc. All Rights Reserved

"High Frequency Ceramic Solutions"

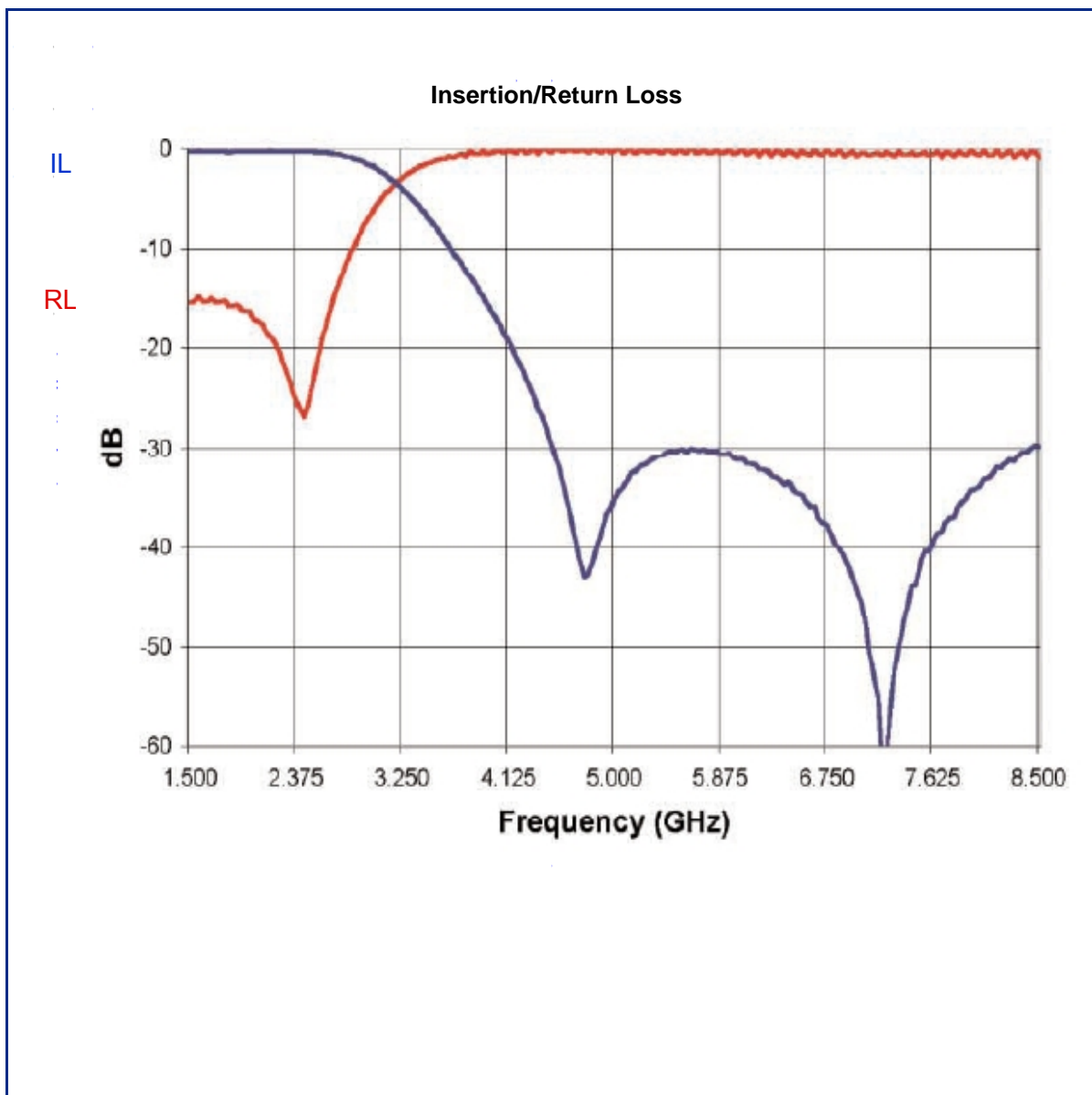
2.4 GHz Low Pass Filter

P/N 2442LP18A083

Detail Specification: 07/07/05

Page 2 of 2

Typical Electrical Performance (T=25°C)



Johanson Technology, Inc. reserves the right to make design changes without notice.

All sales are subject to Johanson Technology, Inc. terms and conditions.



www.johansontechnology.com

931 Via Alondra • Camarillo, CA 93012 • TEL 805.389.1166 FAX 805.389.1821

2003 Johanson Technology, Inc. All Rights Reserved