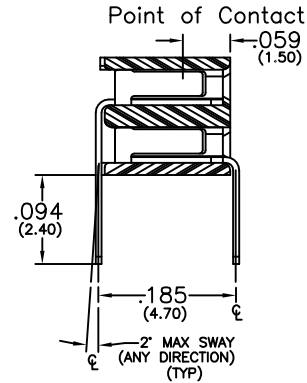
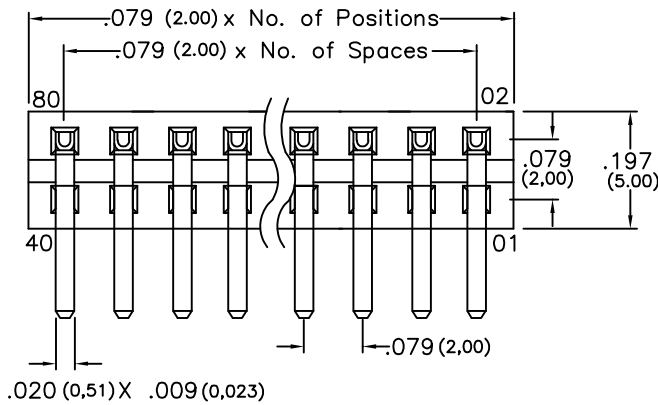
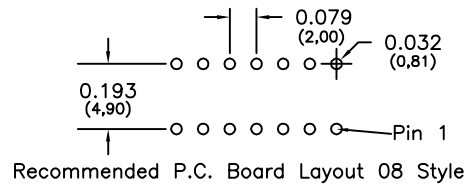
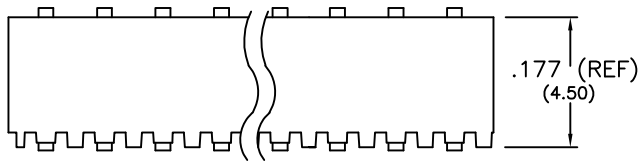
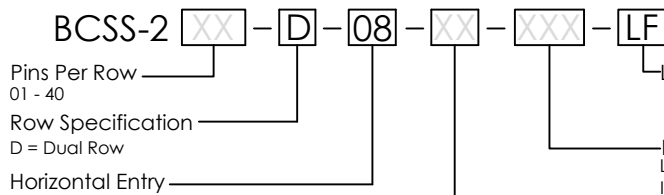


Major League Electronics .079 cl Box Contact Socket Strip - Horizontal



Tails may be clipped to achieve desired pin length

Ordering Information



Lead Free

Polarized Position
 Leave blank if not needed
 If required, specify empty pin position, e.g. 012 for Pin 12

Plating Options	
G	10µ Gold on Contact Area / Flash on Tail
T	Matte Tin All Over
GT	10µ Gold on Contact Area / Matte Tin on Tail
H	30µ Gold on Contact Area / Matte Tin on Tail
F	Gold Flash over Entire Pin

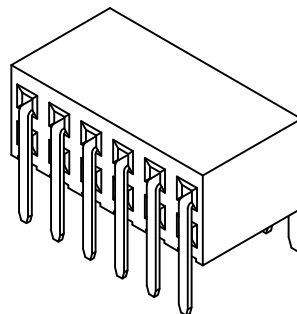
Specifications

Insertion Force - Single Contact only - H Plating:
 3.7oz. (1,03N) avg with .0197 (0,50mm) sq. pin
 Withdrawal Force - Single Contact only - H Plating:
 2.2oz. (0,61N) avg with .0197 (0,50mm) sq. pin
 Current Rating: 2.0 Ampere
 Insulation Resistance: 1000MΩ Min.
 Dielectric Withstanding: 500V AC
 Contact Resistance: 20 mΩ Max.
 Operating Temperature: -40°C to + 105°C
 Max. Process Temperature:
 Peak: 260°C up to 10 secs.
 Process: 230°C up to 60 secs.
 Wave: 260°C up to 6 secs.
 Manual Solder: 350°C up to 5 secs.

Materials

Contact Material: Phosphor Bronze
 Insulator Material: Nylon 6T
 Plating: Au or Sn over 50µ" (1,27) Ni

Mates with:
 BSTC,
 BSTCM,
 BSTCR,
 BSTCRSM,
 BSTS,
 TBSTC,
 TBSTCM,
 TBSTS,
 TBSTCM,
 TBSTCR,
 TSHC,
 TSHCR,
 TSHCRE,
 TSHCRSM,
 TSHR,
 TSHRE,
 TSHS,
 TSHSCM,
 TTSHC,
 TTSHCR,
 TTSHCRE,
 TTSHR,
 TTSHRE,
 TTSHS,
 TTSHSM



Products cut to specific sizes are uncancellable/nonreturnable

Parts are subject to change without notice

BCSS-2-D-08 SERIES

.079 cl Dual Row - Horizontal
 Box Contact Socket Strip

15 FEB 07

Scale
 NTS

UNLESS OTHERWISE SPECIFIED
 DIMENSIONS IN INCHES (MM)
 TOLERANCES ARE:

ONE PLACE DECIMALS ±.100
 TWO PLACE DECIMALS ±.010
 THREE PLACE DECIMALS ±.005
 FOUR PLACE DECIMALS ±.0020
 ANGLES
 ±.5°



4235 Earnings Way, New Albany, Indiana, 47150, USA
 1-800-782-3486 (USA/Canada/Mexico)
 Tel: 812-944-7244
 Fax: 812-944-7268
 E-mail: mle@mlelectronics.com
 Web: www.mlelectronics.com


Revision
 B

Sheet
 1/2

Revisions

Revision B - 17th July 2009

Body Height amended from .157 (4.00mm) to .197 (5.00mm)

	BCSS-2-D-08 SERIES	.079 cl Dual Row - Horizontal Box Contact Socket Strip	15 FEB 07	Scale NTS
<small>UNLESS OTHERWISE SPECIFIED DIMENSIONS IN INCHES (MM) TOLERANCES ARE: ONE PLACE DECIMALS ±.100 TWO PLACE DECIMALS ±.010 THREE PLACE DECIMALS ±.005 FOUR PLACE DECIMALS ±.0020 ANGLES ±5°</small>		4235 Earnings Way, New Albany, Indiana, 47150, USA 1-800-782-3486 (USA/Canada/Mexico) Tel: 812-944-7244 Fax: 812-944-7268 E-mail: mle@mlelectronics.com Web: www.mlelectronics.com	Revision B	Sheet 2/2