

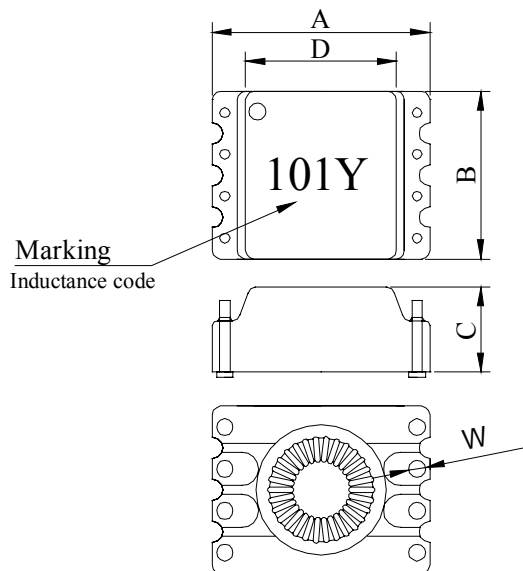
SPECIFICATION FOR APPROVAL

REF :

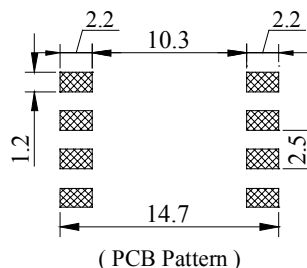
PAGE: 1

PROD. NAME	SMD LINE FILTER	ABC'S DWG NO.	SF1358□□□□L□-□□□
		ABC'S ITEM NO.	

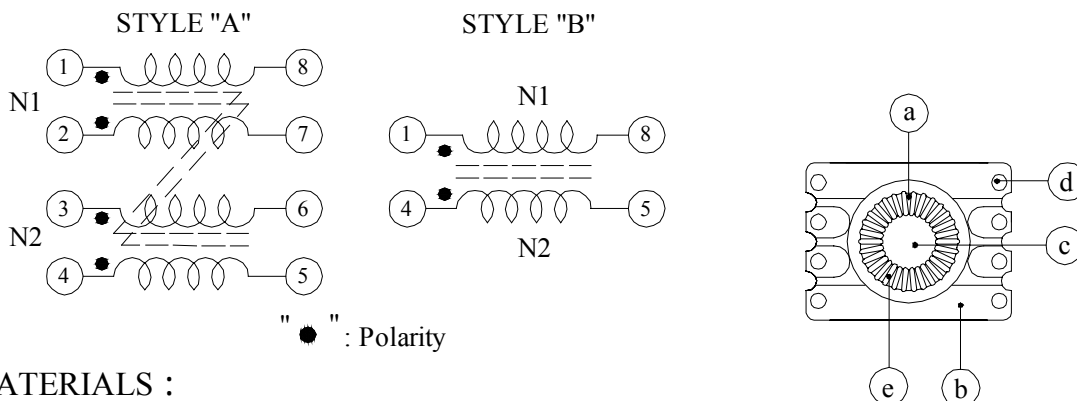
. CONFIGURATION & DIMENSIONS :



- A : 13.50 max. m / m
- B : 10.50 max. m / m
- C : 6.10 max. m / m
- D : 9.50 ±0.2 m / m
- E : 2.50 ±0.2 m / m
- W : 1.20 max. m / m



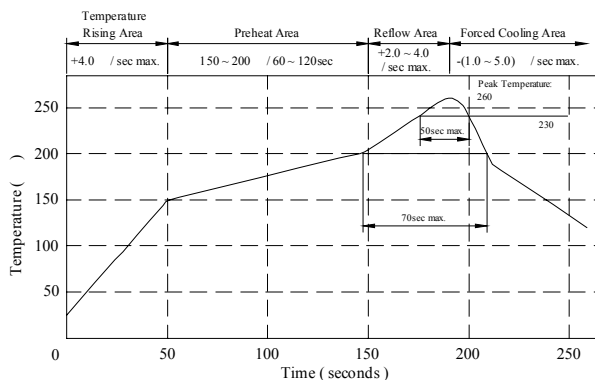
. SCHEMATIC DIAGRAM :



. MATERIALS :

- a . Core : Ferrite T core
- b . Case : DAP WH9100
- c . Wire : Enamelled copper wire (class B or F)
- d . Adhesive : Epoxy resin
- e . Terminal : Tinned copper plate
- f . Remark : Products comply with RoHS' requirements

Peak Temp : 260 max.
 Max time above 230 : 50sec max.
 Max time above 200 : 70sec max.



. ENVIRONMENTAL SPECIFICATION :

- a . Temp. rise : 45 max.
- b . Storage temp . : -40 ----+85
- c . Operating ambient temp . : -40 ----+80
- d . Resistance to solder heat : 260 . 10 secs.

AE-001A

SPECIFICATION FOR APPROVAL

REF :

PAGE: 2

PROD. NAME	SMD LINE FILTER	ABC'S DWG NO.	SF1358□□□□L□-□□□
		ABC'S ITEM NO.	

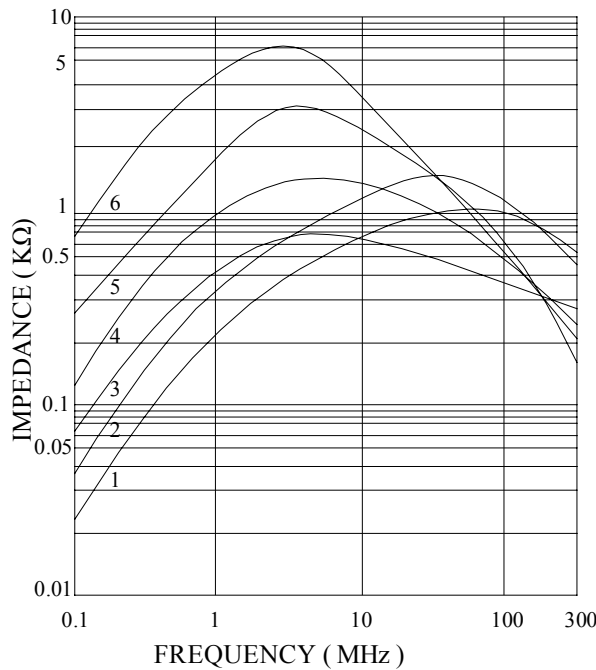
. ELECTRICAL CHARACTERISTICS :

DWG NO.	Inductance (uH) 0.1 V , 100 KHZ		DC resistance N1 , N2 (Ω)	Rated current (A)	HI-POT test	Impedance (Ω)	Freq. range (MHz)	Style
	L1 , L2	L1-L2						
SF1358350YL□ - □□□	35±35%	4 max.	0.035 max.	2.70 max.	600 Vac 60 Hz 3 mA 3 sec.	400 min.	5 ~ 250	B
SF1358600YL□ - □□□	60±35%	5 max.	0.065 max.	2.00 max.		600 min.	5 ~ 100	B
SF1358101YL□ - □□□	100±35%	15 max.	0.100 max.	0.70 max.		300 min.	1 ~ 50	A
SF1358251YL□ - □□□	250±35%	25 max.	0.150 max.	0.60 max.		600 min.	1 ~ 40	A
SF1358501YL□ - □□□	500±35%	35 max..	0.300 max.	0.40 max.		1200 min.	1 ~ 40	A
SF1358102YL□ - □□□	1000±35%	45 max.	0.400 max.	0.35 max.		2200 min.	0.5 ~ 10	A

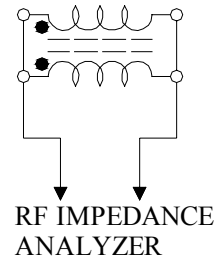
- 1). □ : Packaging information ... [A]: Bulk [B]: Taping Reel
- 2). "-□□□": Reference code
- 3). Temp. rise : 45 max. at rated current
- 4). Test equipment : HP-4284A

. IMPEDANCE VS . FREQUENCY :

- 6 : SF1358102Y
- 5 : SF1358501Y
- 4 : SF1358251Y
- 3 : SF1358101Y
- 2 : SF1358600Y
- 1 : SF1358350Y



MEASURING CIRCUIT :



AE-001A

SPECIFICATION FOR APPROVAL

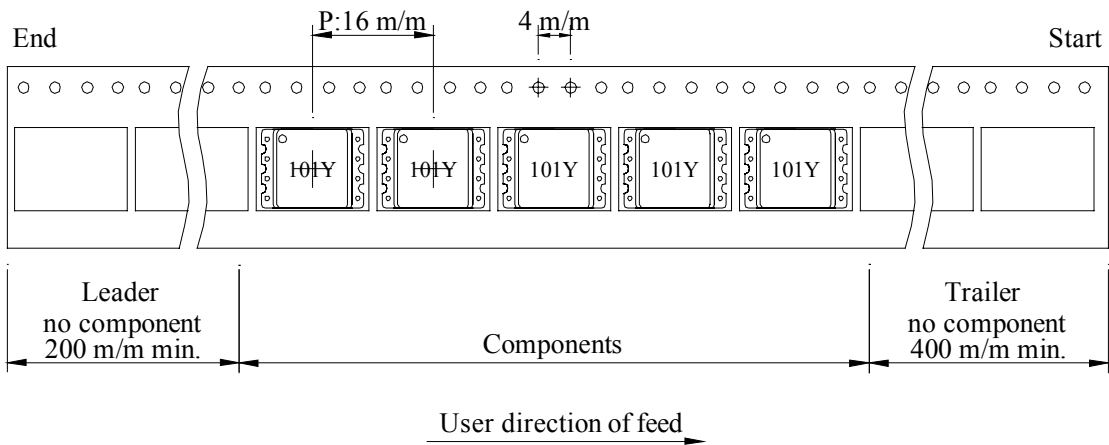
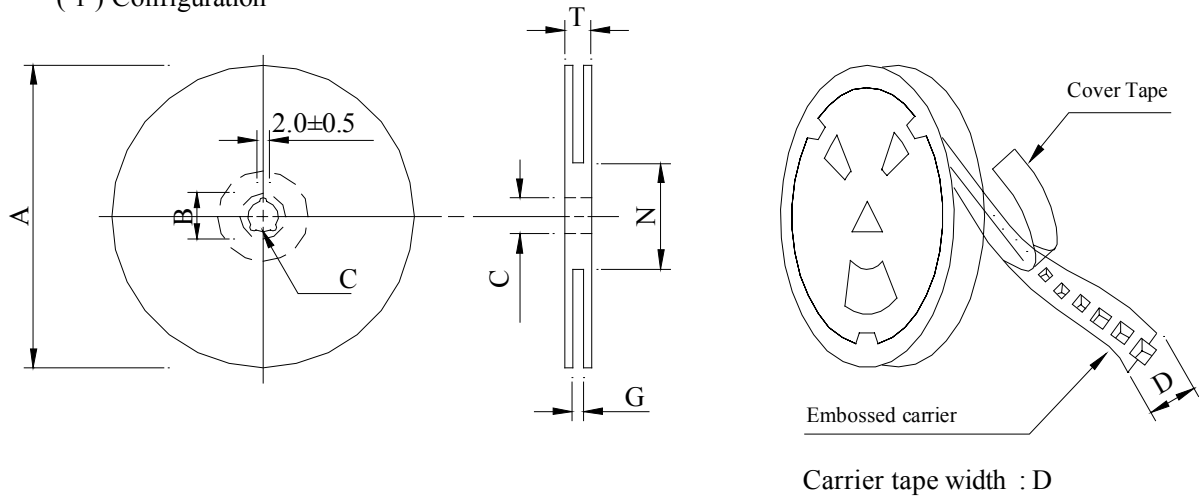
REF :

PAGE: 3

PROD. NAME	SMD LINE FILTER	ABC'S DWG NO.	SF1358□□□□L□-□□□
		ABC'S ITEM NO.	

PACKAGING INFORMATION :

(1) Configuration



(2) Dimensions

Unit:m/m

Style	A	B	C	D	G	N	T
13 - 24	330	21±0.8	13±0.5	24	26 ⁺⁰	50 ⁻⁰	30.4

(3) Q'TY & G.W. Per package

Series	Inner : Reel			Outer : Carton		
	Q'TY (pcs)	G.W. (gw)	Style	Q'TY (pcs)	G.W. (Kg)	Size (cm)
SF1358	600	700	13 - 24	2,400	6.5	40 x 40 x 24

AE-001A

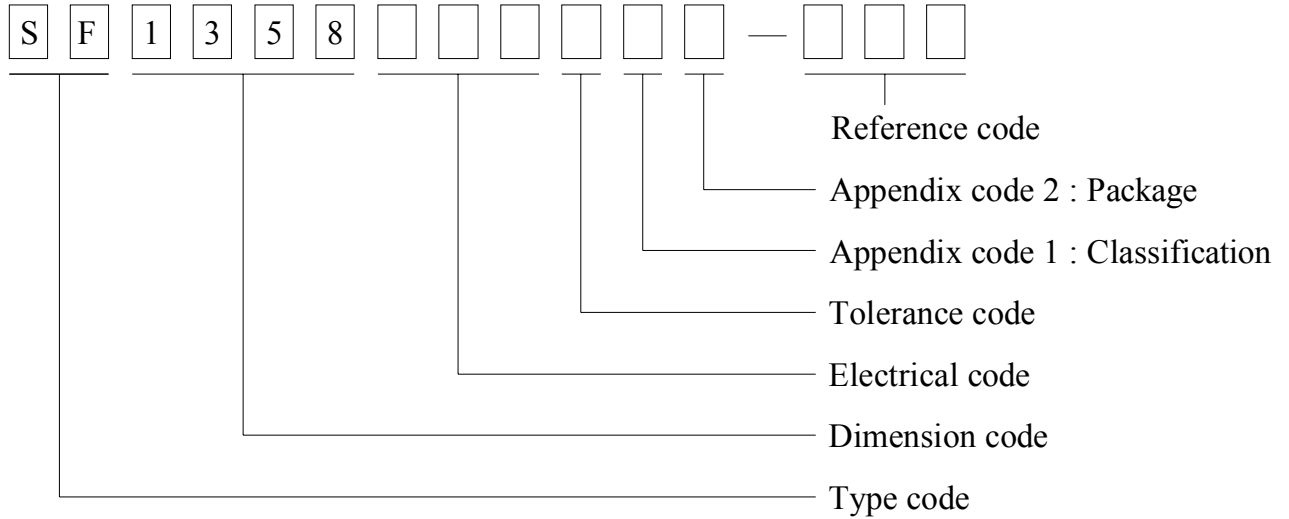
SPECIFICATION FOR APPROVAL

REF :

PAGE: 4

PROD. NAME	SMD LINE FILTER	ABC'S DWG NO.	SF1358□□□□L□-□□□
		ABC'S ITEM NO.	

. DWGING NUMBER EXPRESSION :



Appendix code 1 : Product Classification

L : Lead Free Standard products comply with RoHS' requirements

1 ~ 9 : Lead Free Special products comply with RoHS' requirements

Appendix code 2 : Package Information

Code	Inner package	Inner package Q'TY	Remark
A	T.B.D.	T.B.D.	
B	T / R (Reel package)	600 pcs	

SPECIFICATION FOR APPROVAL

REF :

PAGE: 5

PROD. NAME	SMD LINE FILTER	ABC'S DWG NO.	SF1358□□□□L□-□□□
		ABC'S ITEM NO.	

. RELIABILITY TEST :

Test item	Specification	Test condition										
Solderability	More than 90% of the terminal electrode shall be covered With fresh solder.	Preheat : 150±25 for 60 seconds Solder : Sn96.5 / Ag3 / Cu0.5 or equivalent Solder temp. : 235±5 Flux : Rosin Dip time : 4±1 seconds										
Thermal shock test (Temp. cycle)	Inductance shall not change more than ± 30%	<table style="width: 100%; border: none;"> <tr> <td style="border: none;">Room temp. —————></td> <td style="border: none; text-align: center;">-25±2</td> </tr> <tr> <td style="border: none;">15 minutes</td> <td style="border: none; text-align: center;">30 minutes</td> </tr> <tr> <td colspan="2" style="border: none;"> </td> </tr> <tr> <td style="border: none;">Room temp. —————></td> <td style="border: none; text-align: center;">85±2</td> </tr> <tr> <td style="border: none;">15 minutes</td> <td style="border: none; text-align: center;">30 minutes</td> </tr> </table> <p>Total : 50 cycles</p>	Room temp. —————>	-25±2	15 minutes	30 minutes			Room temp. —————>	85±2	15 minutes	30 minutes
Room temp. —————>	-25±2											
15 minutes	30 minutes											
Room temp. —————>	85±2											
15 minutes	30 minutes											
Humidity Resistance test		Temperature : 40±2 Humidity : 90 ~ 95% Applied current : Per spec. Time : 500 hours										
High temp. Resistance test		Temperature : 105±2 Applied current : Per spec. Time : 500 hours										

AE-001A

SPECIFICATION FOR APPROVAL

REF :

PAGE: 6

PROD. NAME	SMD LINE FILTER	ABC'S DWG NO.	SF1358□□□□L□-□□□
		ABC'S ITEM NO.	

. DWG EXPRESSION :

OBMW2	September 8, 2000
Magnet Wire-Component	
JUNG SHING WIRE CO LTD	E174837
231 CHUNG CHENG RD, SEC 3 JEN-TEH HSIANG, TAINAN HSIEN TAIWAN	

Mtl Dsg	Mark Dsg	BC	Coat Typ	OC	ANSI Type	Temp Class
AIW	---	Polyamideimide		---	MW81-C	220
CFUEWB	---	Polyurethane		---	MW75C	130
EIAIW	---	Polyesterimide		Polyamideimide	MW35C	200
EILOCKY	---	Polyesterimide		Polyamide	---	180
EILOCKW	---	Polyesterimide		Modified Epoxy	---	200
EIW	---	Polyesterimide		---	---	220
EIW-2	---	Polyesterimide		---	MW74-C	200
FL.EILOCKY	---	Modified Polyester		Polyamide	---	155
LSFFW	---	Polyurethane		---	MW79-C	155
LSUEW	---	Polyurethane		---	---	130
PEW	---	Polyester		---	---	155
PEY	---	Polyester		Nylon	MW24-C	155
SF.FLW	---	Modified Polyester		---	MW26C	155
SF.EIW	---	Polyesterimide		---	MW77C	180
SF.BY@	---	Modified Polyester		Nylon	MW27-C	155
SF.FLY@	---	Modified Polyester		Nylon	MW27-C	155
SF.BLOCKBS	---	Modified Polyester		Modified Polyamide	---	155
SF.EILOCKY#	---	Polyesterimide		Polyamide	---	180
SF.EILOCKBS	---	Polyesterimide		Modified Polyamide	---	180
SF.BW@	---	Modified Polyester		---	MW26C	155
SFFW	---	Polyurethane		---	MW79	155

A not-for-profit organization
dedicated to public safety and
committed to quality service

287806002	Page 1 of 2
-----------	-------------

Mtl Dsg	Mark Dsg	BC	Coat Typ	OC	ANSI Type	Temp Class
SFFY	---	Polyurethane		Polyamide	MW80C	155
UEW-1	---	Polyurethane		---	MW2-C	105
UEW-2	---	Polyurethane		---	---	130
UEW-4	---	Polyurethane		---	MW75C	130
UEY	---	Polyurethane		Nylon	MW28-C	130
UEY-2	---	Polyurethane		Polyamide	MW28-C	130

@-May be suffixed by LZ; # - May be suffixed by LZ, EL or LZL.
LZ - Signifies magnet wires twisted together; EL - signifies base coated magnet wire laid parallel with top coat applied overall; LZL - signifies base coated magnet wire twisted together and covered with top coat overall.

Marking: Company name or trademarks or 榮星電線, material designation or marked designation on packaed or reel, and Recognized Component Mark.

See General Information Preceding These Recognitions
For use only in equipment where the acceptability of the combination is determined by Underwriters Laboratories Inc.

287806002	Page 2 of 2
-----------	-------------

	OBMW2E174837 September 8, 2000
--	-----------------------------------

SPECIFICATION FOR APPROVAL

REF :

PAGE: 7

PROD. NAME	SMD LINE FILTER	ABC'S DWG NO.	SF1358□□□□L□-□□□
		ABC'S ITEM NO.	

QMFZ2 Component - Plastics Friday , October 24, 2003 E150608

WAH HONG INDUSTRIAL CORP
 10TH FL 235 CHUNG CHENG 4TH RD KAOHSIUNG TAIWAN

Material Designation: WH-9100

Product Description: Diallyl Phthalate (DAP), molding compound, furnished as pellets.

Color	Min. Thick. (m/m)	Flame Class	HWI	HAI	RTI	RTI	RTI	IEC GWIT	IEC GWFI
					Elec	Imp	Str		
BK	0.37	V-0	0	3	130	130	130	—	—
BK	0.82	V-0	2	0	130	130	130	—	—

CTI: 0 HVTR: 0 D495: 4 IEC Ball Pressure (): -

Dielectric Strength (kV/m/m): - Volume Resistivity (10⁸ohm-cm): - Dimensional Stability (%): -

ISO Tensile Strength (MPa): - ISO Flexural Strength (MPa): - ISO Heat Deflection (): -

ISO Tensile Impact (kJ/m²): - ISO Izod Impact (kJ/m²): - ISO Charpy Impact (kJ/m²): -

Report Date: 8/18/1998 Underwriters Laboratories Inc[®]

UL94 small-scale test data does not pertain to building materials, furnishings and related contents.
 UL 94 small-scale test data is intended solely for determining the flammability of plastic materials used in components and parts of end-product devices and appliances, where the acceptability of the combination is determined by ULI.

AE-001A

