

规格书编号

SPEC NO :

产品规格书

SPECIFICATION

CUSTOMER 客户: _____
PRODUCT 产品: **LC FILTER**
MODEL NO 型号: **HD L2120**
PREPARED 编制: Luopeng CHECKED 审核: Houshihong
APPROVED 批准: CHARLES DATE 日期: 2007-01-25

客户确认 CUSTOMER RECEIVED:		
审核 CHECKED	批准 APPROVED	日期 DATE

无锡市好达电子有限公司
Shoulder Electronics Limited

1. FEATURES

Excellent rejection
 Good VSWR,1.3:1 typ @ Passband

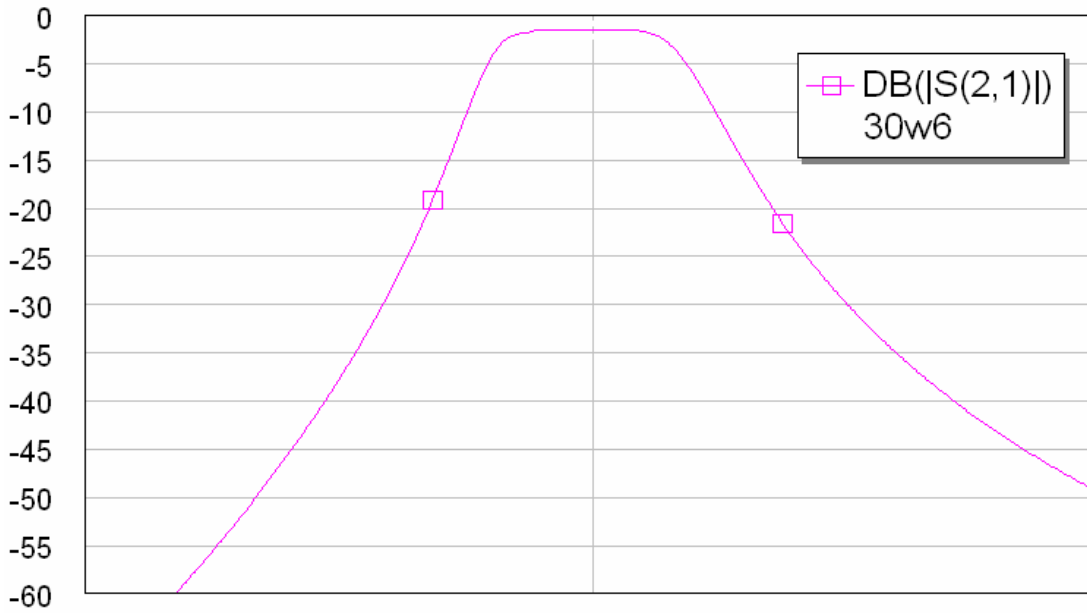
2. APPLICATIONS

Receivers/Transmitters
 Base station(CDMA 2000)

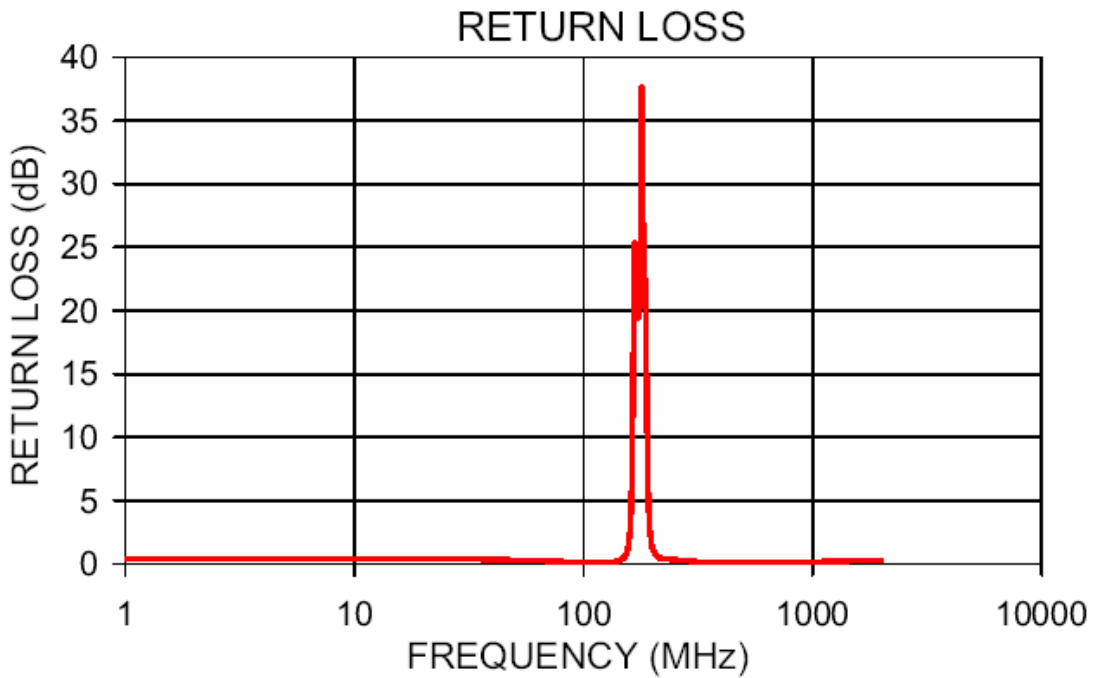
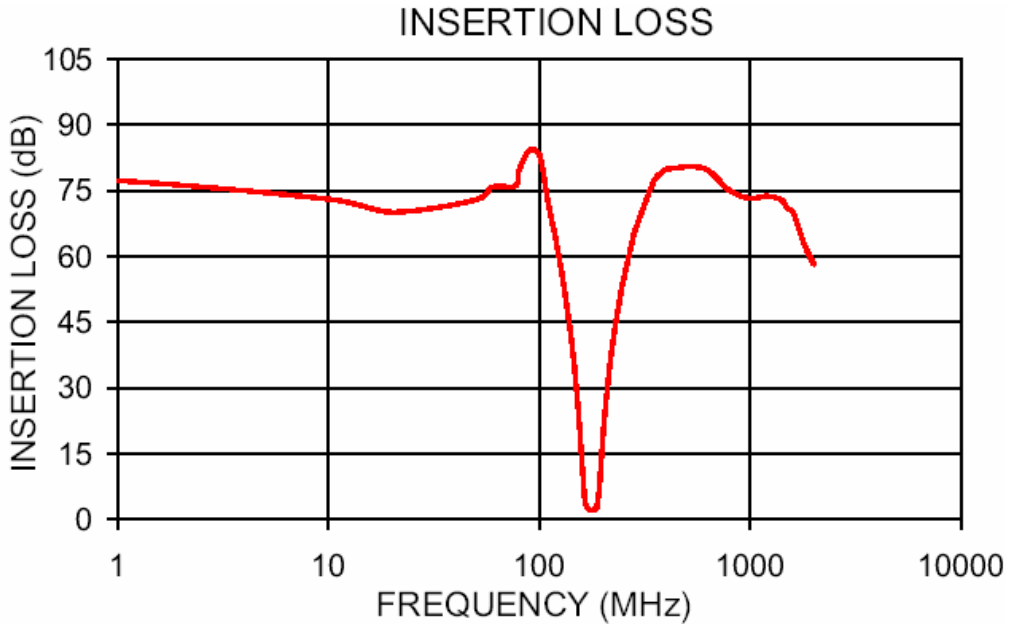
3. ELECTRICAL SPECIFICATION

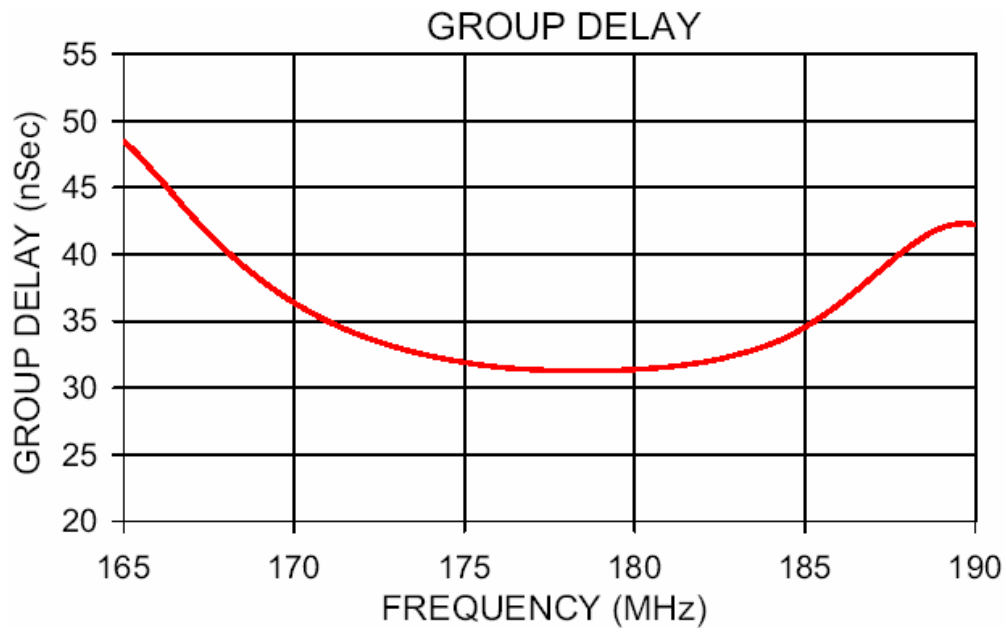
Operation temperature	-40°C to +85°C
Storage temperature	-55°C to +100°C
RF Power Input	0.5W max

3-1. Typical frequency response



CENTER FREQ (MHz)	PASSBAND (MHz)	STOPBANDS (MHz)		VSWR (:1)	
	Loss<3.5dB	Loss>20dB	Loss>40dB	Passband Max	Stopband Typ.
177	170-185	0-150 210-2000	0-135 240-2000	1.7	30

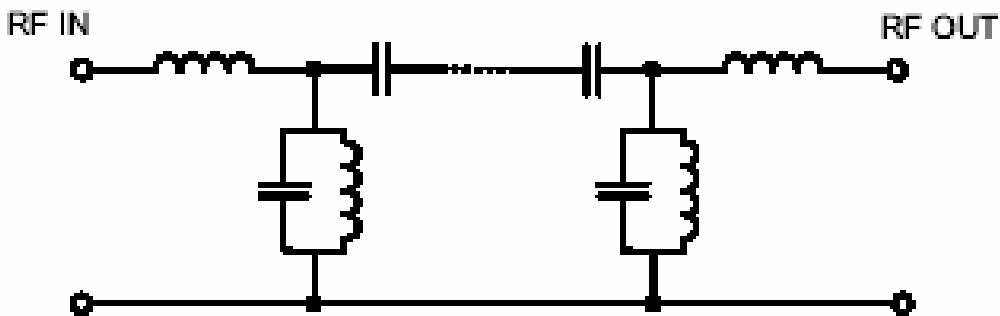




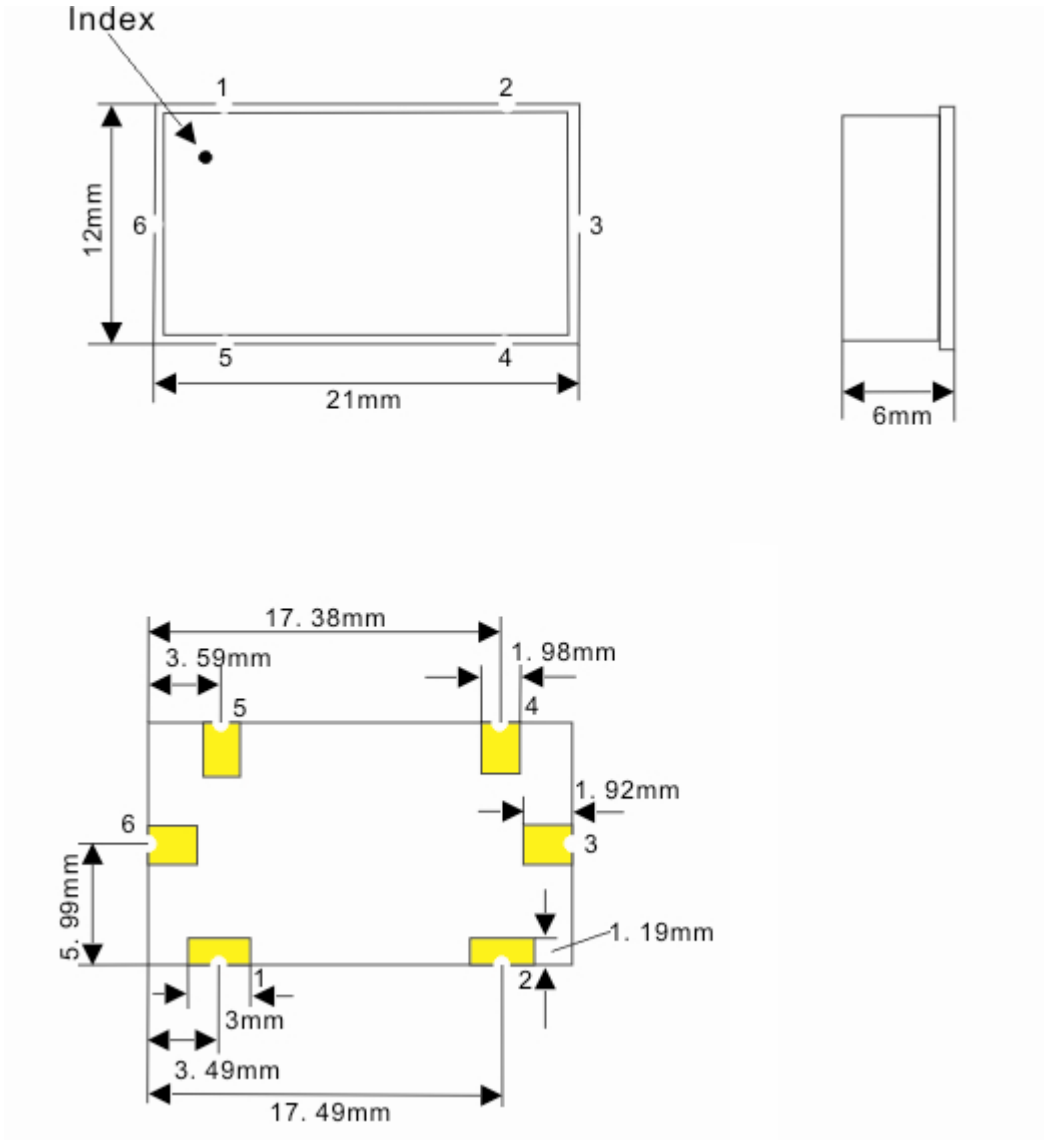
3-2.Electrical characteristics

Frequency (MHz)	Insertion Loss (dB)		Return Loss (dB)	Frequency (MHz)	Group Delay (nsec)
	\bar{x}	σ			
1.0	77.26	3.26	0.41	167.0	42.89
135.0	49.61	0.42	0.18	169.0	38.11
150.0	31.2	0.40	0.62	170.0	36.38
170.0	2.68	0.04	19.01	171.0	34.99
177.0	2.35	0.01	21.80	172.0	33.87
185.0	2.70	0.05	20.54	173.0	33.06
210.0	30.18	0.62	0.66	174.0	32.39
240.0	53.00	0.62	0.29	175.0	31.89
400.0	70.86	2.19	0.12	176.0	31.55
900.0	71.08	1.98	0.16	177.0	31.35
1200.0	70.73	1.09	0.21	179.0	31.28
1600.0	59.91	0.85	0.25	181.0	31.59
2000.0	51.16	0.52	0.27	183.0	32.48
				185.0	34.54
				187.0	38.35

4.TEST CIRCUIT



5. DIMENSION



1	INPUT	4	GROUND
2	OUTPUT	5	GROUND
3	GROUND	6	GROUND