

SERIES: M487X000X
DESCRIPTION: M487 with AMT103 kit

AMT SPECIFICATIONS

output phase difference	90° ±45°
frequency response	0 ~ 250 kHz
output current	0 ~ 5 mA max.
output waveform	square wave
output signals	A, B, Z phase
current consumption	6 mA typ., 10 mA max.
supply voltage	3.6 ~ 5.5 V dc
output resolution (ppr) ¹	48, 96, 100, 125, 192, 200, 250, 256, 384, 400, 500, 512, 800, 1000, 1024, 2048
time constant	0.2 ms (at 48, 96, 100, 125, 200, 250, 256, 512 ppr) 0.4 ms (at 192, 384, 400, 500, 800, 1000, 1024, 2048 ppr)
accuracy	±15 arcmin (at 192, 384, 400, 500, 800, 1000, 1024, 2048 ppr) ±30 arcmin (at 96, 200, 250, 512 ppr) ±60 arcmin (at 48, 100, 125, 256 ppr)
max. rotational speed	7500 rpm (at 384, 800, 1000, 2048 ppr) 15000 rpm (at 192, 400, 500, 1024 ppr) 30000 rpm (at 48, 96, 100, 125, 200, 250, 256, 512 ppr)
operating temp.	-40° ~ 100°C
mounting hole options	A) 2 each M1.6 holes on 16 mm (0.63") bolt circle B) 2 each #4 holes on 19.05 mm (0.75") bolt circle C) 2 each M1.6 or M2 holes on 20 mm (0.787") bolt circle D) 3 each M1.6 or M2 holes on 20.9 mm (0.823") bolt circle E) 3 each M1.6 or M2 holes on 22 mm (0.866") bolt circle F) 4 each M1.6 or M2 holes on 25.4 mm (1") bolt circle

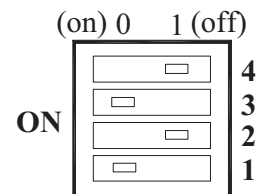
note: 1. All resolutions stated are before quadrature decoding (example: 1000 ppr x 4 = 4000 counts)
2. Some stepper motors may leak a magnetic field causing the AMT index pulse to not function properly.

DIP SWITCH SETTINGS

0 = On, 1 = Off

Resolution (PPR)	Maximum RPM	4	3	2	1
2048	7500	1	1	1	1
1000	7500	1	1	1	0
800	7500	1	1	0	1
384	7500	1	1	0	0
1024	15000	1	0	1	1
500	15000	1	0	1	0
400	15000	1	0	0	1
192	15000	1	0	0	0
512	30000	0	1	1	1
250	30000	0	1	1	0
200	30000	0	1	0	1
96	30000	0	1	0	0
256	30000	0	0	1	1
125	30000	0	0	1	0
100	30000	0	0	0	1
48	30000	0	0	0	0

DIP switch:
Example setting: 500

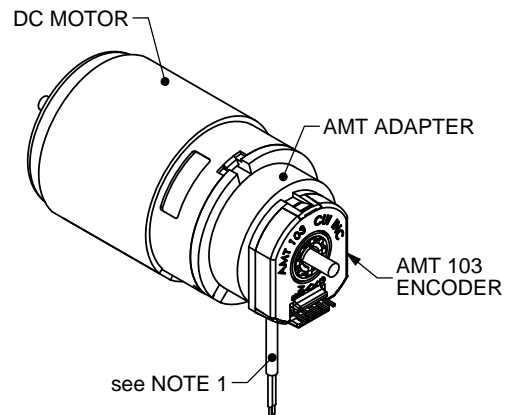
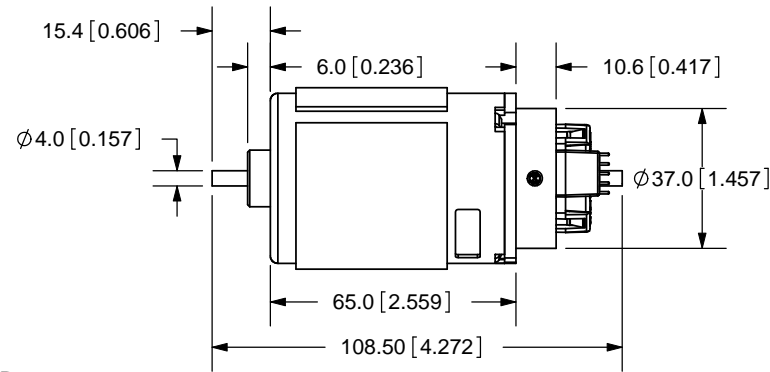
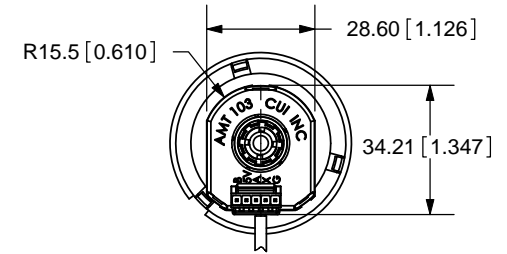
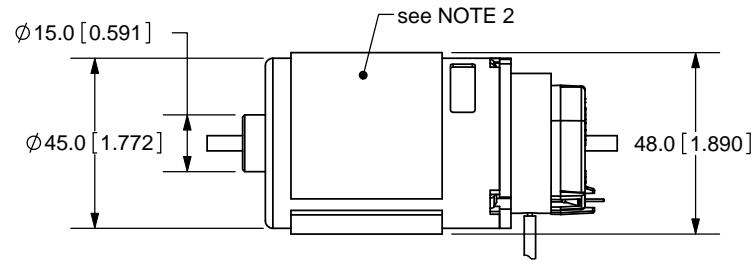
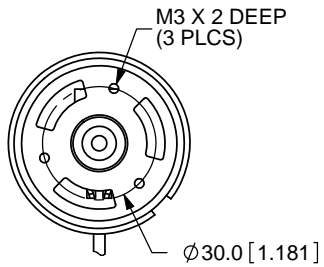


(located on back of encoder)

SERIES: M487X000X
DESCRIPTION: M487 with AMT103 kit
M478X DC MOTOR SPECIFICATIONS


parameter	conditions/description	min	nom	max	units
gear reduction	M487X0003 M487X0004 M487X0005		none 1:104 1:294		
voltage			24		V dc
winding resistance		0.65	0.8	0.92	Ω
output power				174.64	W
efficiency				77	%
no load speed		9,900	11,000	12,100	rpm
no load current		0.225	0.45	0.675	A
stall torque			615.67		mNm
friction torque			9.24		mNm
speed constant			465		rpm/V
back-EMF constant			2.15		mV/rpm
torque constant			20.52		mNm/A
current constant			0.049		A/mNm
rotor inductance			400		μ H
mechanical time constant			34		ms
rotor inertia			180		gcm ²
angular acceleration				34	10 ³ rad/s ²
thermal resistance			6.3/7.3		k/W
thermal time constant			720/1,320		s
operating temp.		-10		50	°C
shaft bearing	ball bearings				
shaft load	shaft \varnothing 4 mm: radial at 3,000 rpm (3 mm from bearing) axial at 3,000 rpm axial at standstill (shaft supported)			8.8 785 2	N N N
shaft play	radial (13 mm from motor face) \leq axial \leq	0.05		0.04 0.5	mm mm
direction of rotation	clockwise, viewed from the front face				
speed up to				11,000	rpm
torque up to				42,680	mNm
current up to	thermal limits			2.833	A

REV.	DESCRIPTION	DATE
A	NEW DRAWING	8/3/2009



TOLERANCE:
±0.3mm UNLESS OTHERWISE
SPECIFIED



20050 SW 112th Ave.
Tualatin, OR 97062
Phone: 503-612-2300
800-275-4899
Fax: 503-612-2383
Website: www.cui.com

TITLE: M487 WITH AMT103 KIT		REV: A
PART NO. M487X0003	UNITS: MM [INCHES]	
DRAWN BY: ZRJ	APPROVED BY:	SCALE: 1:2

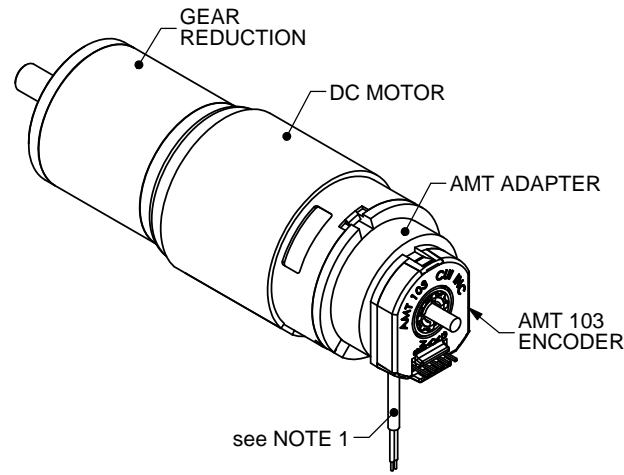
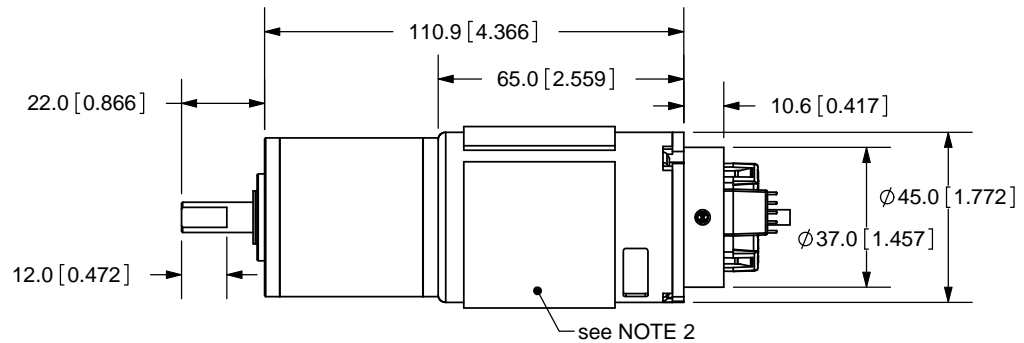
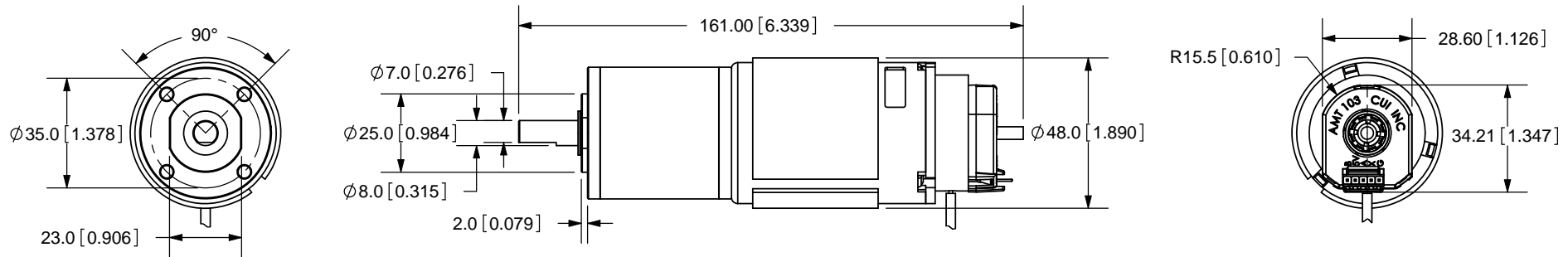
SPECIFICATIONS:

NOTE 1: 4mm opening for 20AWG power leads to be covered with heat shrink, power leads to be tied into 50mm diameter bundle.
NOTE 2: compression fit return sleeve.

PC FILE NAME:
M487X0003

COPYRIGHT 2009 BY CUI INC.

REV.	DESCRIPTION	DATE
A	NEW DRAWING	8/3/2009



TOLERANCE:
±0.3mm UNLESS OTHERWISE
SPECIFIED



20050 SW 112th Ave.
Tualatin, OR 97062
Phone: 503-612-2300
800-275-4899
Fax: 503-612-2383
Website: www.cui.com

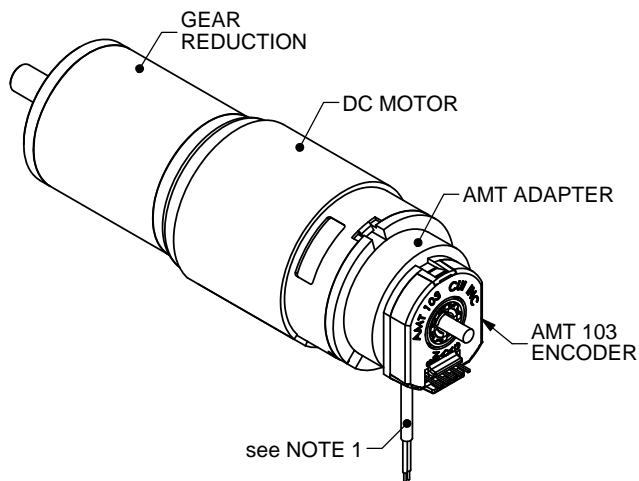
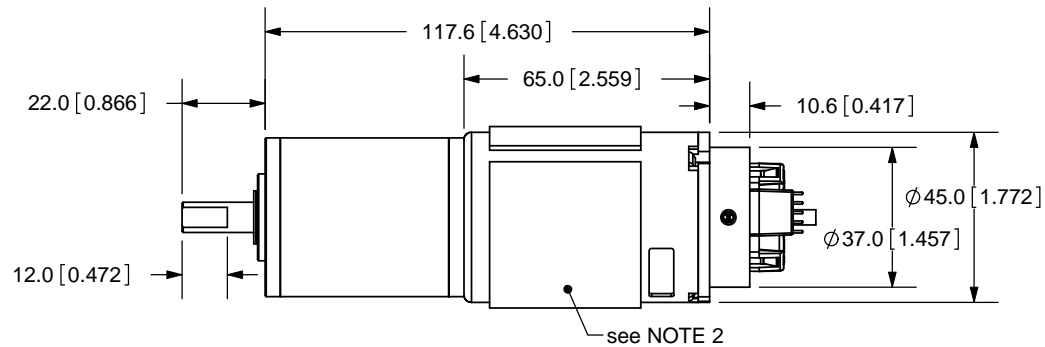
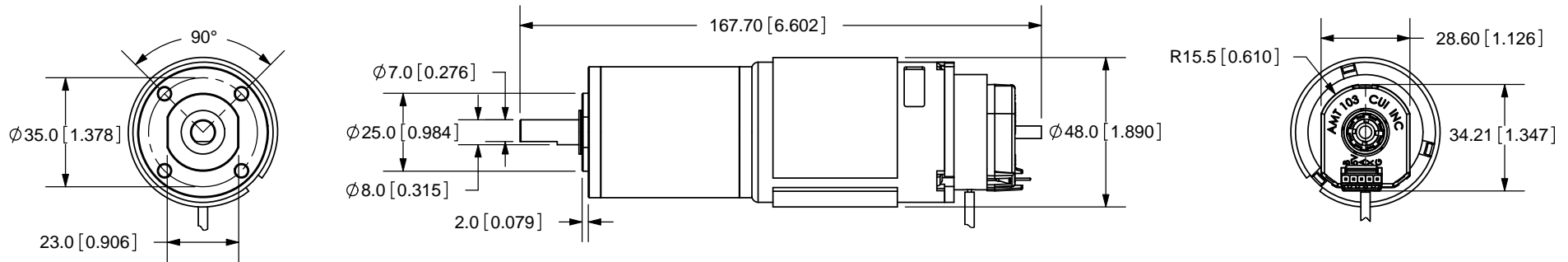
TITLE: M487 WITH AMT103 KIT		REV: A
PART NO. M487X0004	UNITS: MM [INCHES]	
DRAWN BY: ZRJ	APPROVED BY:	SCALE: 1:2

SPECIFICATIONS:
NOTE 1: 4mm opening for 20AWG power leads to be covered with heat shrink, power leads to be tied into 50mm diameter bundle.
NOTE 2: compression fit return sleeve.

PC FILE NAME:
M487X0004

COPYRIGHT 2009 BY CUI INC.

REV.	DESCRIPTION	DATE
A	NEW DRAWING	8/3/2009



TOLERANCE:
±0.3mm UNLESS OTHERWISE
SPECIFIED



20050 SW 112th Ave.
Tualatin, OR 97062
Phone: 503-612-2300
800-275-4899
Fax: 503-612-2383
Website: www.cui.com

TITLE: M487 WITH AMT103 KIT		REV: A
PART NO. M487X0005	UNITS: MM [INCHES]	
DRAWN BY: ZRJ	APPROVED BY:	SCALE: 1:2

SPECIFICATIONS:

NOTE 1: 4mm opening for 20AWG power leads to be covered with heat shrink, power leads to be tied into 50mm diameter bundle.
NOTE 2: compression fit return sleeve.

PC FILE NAME:
M487X0005

COPYRIGHT 2009 BY CUI INC.