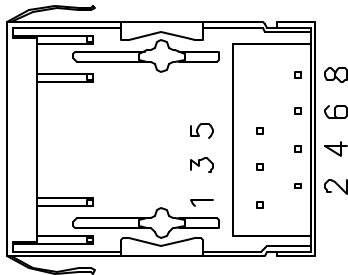
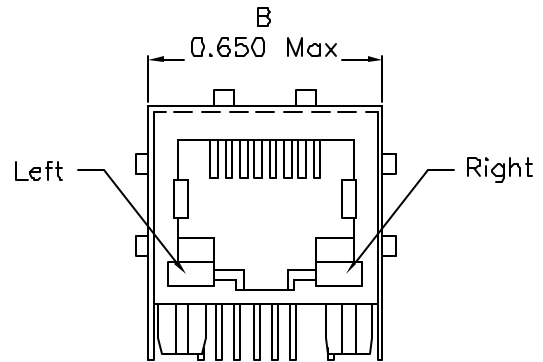
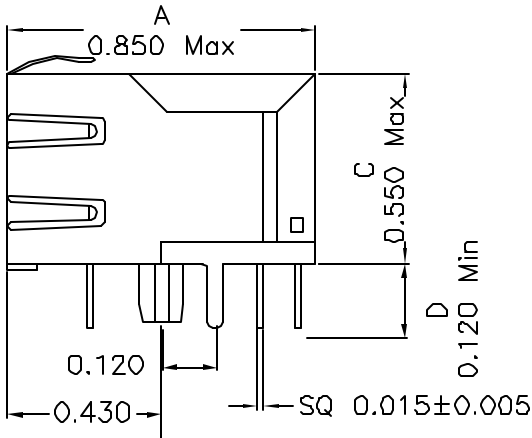
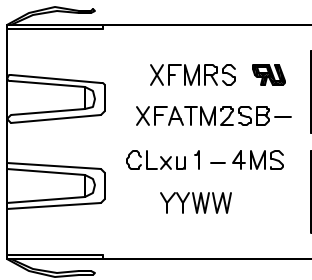


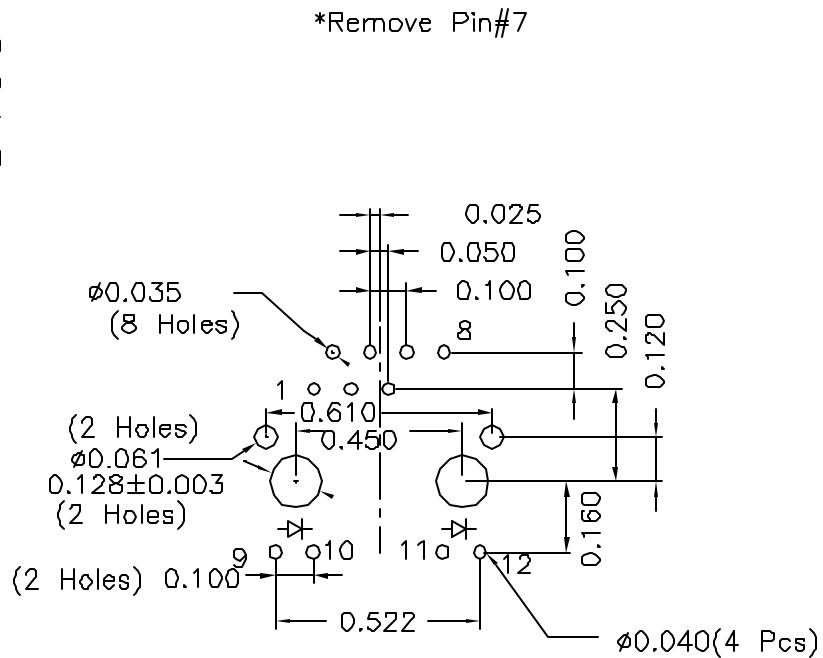
Mechanical Dimensions:



(BOTTOM VIEW)

Mounting Pattern:

(COMP SIDE)



*Remove Pin#7

PCB Layout Tolerance: ± 0.002 unless otherwise stated.

DOC. REV: A/7

XFMRs Inc. www.XFMRS.com	Title: Mechanical Dimensions For CLxu1-4MS Series		
	UNLESS OTHERWISE SPECIFIED TOLERANCES: .xxx ± 0.010 Dimensions in Inch	P/N: XFATM2SB-CLxu1-4MS	REV. A
SHEET 2 OF 2	APP. MS	CHK. YK Liao Sep-18-07	Sep-18-07

PROPRIETARY:

Document is the property of XFMRs Group & is not allowed to be duplicated without authorization.