

Features

- Low insertion loss, High isolation
- Perfect phase/amplitude balance
- Low VSWR
- 50 Ω impedance
- Hermetic SP-2 package
- Operating temperature range: -55°C ~ +85°C

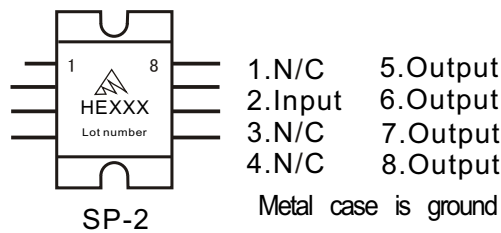
Specifications (measured in a 50 Ω system TA=-55°C ~ +85°C)

Parameter	Symbol	Unit	Guaranteed	Typical
Frequency Range	$f_L \sim f_H$	MHz	750~1500	750~1500
Insertion loss	I.L	dB	1.8(Max)	1.2
Isolation	Iso	dB	15(Min) Δ	18
Phase Balance	ΔP	deg	7° (Max) Δ	4°
Amplitude Balance	ΔM	dB	1.0(Max)	0.5
VSWR	VSWR	----	1.5:1(Max)	1.4:1

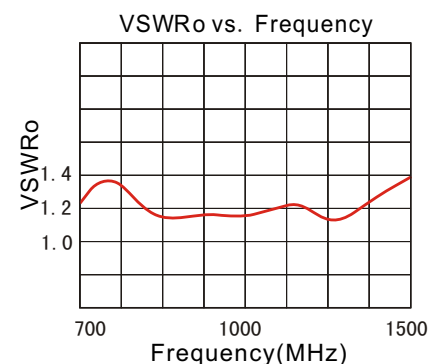
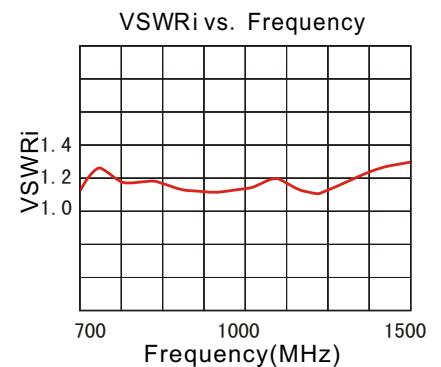
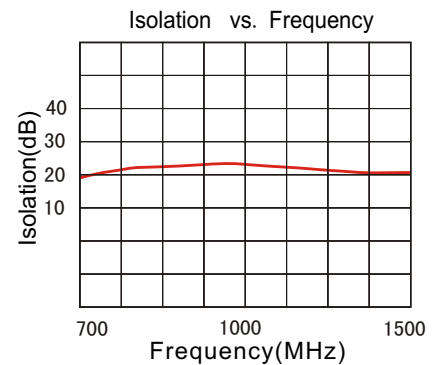
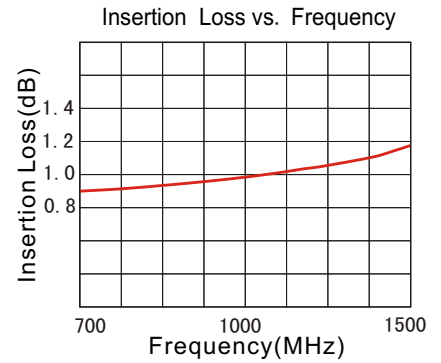
“Δ” Measured at Tc=24±1°C

Absolute Maximum Ratings

Input Power : 1W
Storage Temp: +125°C



Typical Performance



Application Notes

1. Input/output pins should be connected to 50 Ω microstrip.
2. The bottom should be place as close to ground as possible for better RF grounding.
3. See assembly section for mounting information