

PLEASE CHECK WWW.MOLEX.COM FOR LATEST PART INFORMATION

Part Number: [0015474171](#)
Status: **Active**
Overview: [cgrid_sl_products](#)
Description: 2.54mm (.100") C-Grid SL™ Single Row, Female, Version C Receptacle, 17 Circuits

Documents:

[3D Model](#) [Product Specification PS-70430 \(PDF\)](#)
[Drawing \(PDF\)](#) [RoHS Certificate of Compliance \(PDF\)](#)

Agency Certification

CSA LR19880
 UL E29179

General

Product Family FFC/FPC Connectors
 Series [70430](#)
 Overview [cgrid_sl_products](#)
 Product Name SL™

Physical

Circuits (Loaded) 17
 Color - Resin Black
 Contact Position N/A
 Durability (mating cycles max) 50
 Entry Angle Vertical
 Flammability 94V-0
 Material - Metal Phosphor Bronze
 Material - Plating Mating Gold
 Material - Plating Termination Tin
 Material - Resin Polyester Alloy
 Number of Rows 1
 Orientation Vertical
 PCB Retention None
 Packaging Type Tube
 Pitch - Mating Interface (in) 0.100 In
 Pitch - Mating Interface (mm) 2.54 mm
 Plating min: Mating (µin) 15
 Plating min: Mating (µm) 0.375
 Plating min: Termination (µin) 75
 Plating min: Termination (µm) 1.875
 Polarized to PCB No
 Stackable Yes
 Temperature Range - Operating -40°C to +105°C
 Termination Interface: Style IDT or Pierce
 Wire/Cable Type FFC/FPC

Electrical

Current - Maximum per Contact 1A, 2A
 Voltage - Maximum 250V

Material Info

Reference - Drawing Numbers

Product Specification PS-70430
 Sales Drawing SDA-70430-0211-0234

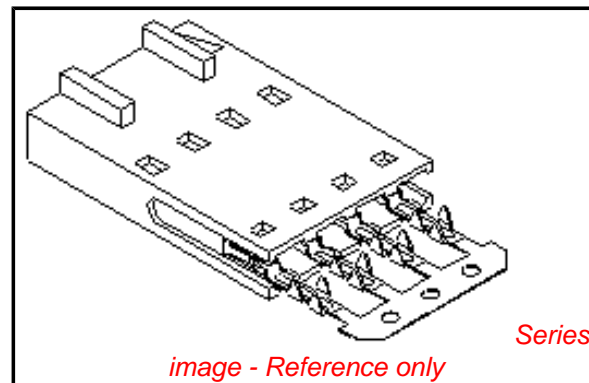


image - Reference only

EU RoHS

**ELV and RoHS
 Compliant
 REACH SVHC
 Not Reviewed
 Halogen-Free
 Status
 Not Reviewed**

China RoHS



**Need more information on product
 environmental compliance?**

Email productcompliance@molex.com
 For a multiple part number RoHS Certificate of
 Compliance, [click here](#)

Please visit the [Contact Us](#) section for any
 non-product compliance questions.

Search Parts in this Series

70430Series

Mates With

70544, 70546 straight and 70554, 70556
 right angle polarized headers

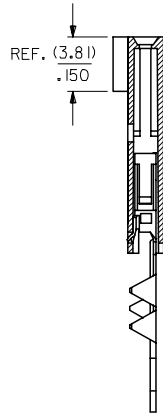
This document was generated on 05/18/2010

PLEASE CHECK WWW.MOLEX.COM FOR LATEST PART INFORMATION

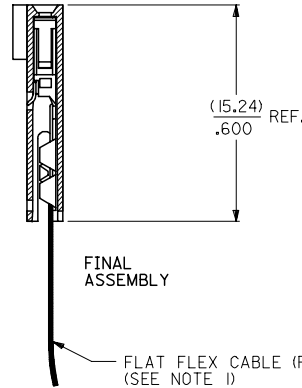
"C" - OPTION



SECTION C-C



PRE-LOAD ASSEMBLY



FINAL ASSEMBLY

NOTES:

- 1) PRE LOADED ASSEMBLY TO BE USED WITH (0.30)/.012 MAX. THICK FLAT FLEX CABLE WITH (1.57)/.062 WIDE COPPER CONDUCTORS ON (2.54)/.100 CENTERS OR, (0.13)/.005 - (0.28)/.011 THICK MYLAR WITH (1.02)/.040 - (1.65)/.065 WIDE SILVER INK CONDUCTORS ON (2.54)/.100 CENTERS.
- 2) STANDARD PACKING PER PK70873-0001 SHALL BE USED.
- 3) SEE CHART FOR CIRCUIT SIZES, 'A' AND 'B' DIMENSIONS.
- 4) TWO (2) CIRCUIT ASSEMBLIES SUPPLIED AS GROUPED PAIRS.
- 5) PART MATES WITH (0.64)/.025 SQ. PINS, (8.13)/.320 TO (5.08)/.200 LONG ON (2.54)/.100 CENTERS.
- 6) REFER TO SDA-70430-**** (SHEET 3) FOR MINOR VARIATIONS TO 'G' OPTION HOUSINGS.
- 7) PARTS CONFORM TO CLASS B OF COSMETIC SPECIFICATION PS-45499-002.

CKT. SIZE	EDP. NO.	ENG. NO.	A	B
2	015-47-402I	70430-021I	(2.54) .100	(5.05) .199
3	015-47-403I	70430-0212	(5.08) .200	(7.59) .299
4	015-47-404I	70430-0213	(7.62) .300	(10.13) .399
5	015-47-405I	70430-0214	(10.16) .400	(12.67) .499
6	015-47-406I	70430-0215	(12.70) .500	(15.21) .599
7	015-47-407I	70430-0216	(15.24) .600	(17.75) .699
8	015-47-408I	70430-0217	(17.78) .700	(20.29) .799
9	015-47-409I	70430-0218	(20.32) .800	(22.83) .899
10	015-47-410I	70430-0219	(22.86) .900	(25.37) .999
11	015-47-411I	70430-0220	(25.40) 1.000	(27.91) 1.099
12	015-47-412I	70430-0221	(27.94) 1.100	(30.45) 1.199
13	015-47-413I	70430-0222	(30.48) 1.200	(32.99) 1.299
14	015-47-414I	70430-0223	(33.02) 1.300	(35.53) 1.399
15	015-47-415I	70430-0224	(35.56) 1.400	(38.07) 1.499
16	015-47-416I	70430-0225	(38.10) 1.500	(40.61) 1.599
17	015-47-417I	70430-0226	(40.64) 1.600	(43.15) 1.699
18	015-47-418I	70430-0227	(43.18) 1.700	(45.69) 1.799
19	015-47-419I	70430-0228	(45.72) 1.800	(48.23) 1.899
20	015-47-420I	70430-0229	(48.26) 1.900	(50.77) 1.999
21	015-47-421I	70430-0230	(50.80) 2.000	(53.31) 2.099
22	015-47-422I	70430-0231	(53.34) 2.100	(55.85) 2.199
23	015-47-423I	70430-0232	(55.88) 2.200	(58.39) 2.299
24	015-47-424I	70430-0233	(58.42) 2.300	(60.93) 2.399
25	015-47-425I	70430-0234	(60.96) 2.400	(63.47) 2.499

HOUSING MATERIAL: GLASS FILLED POLYESTER, UL 94V-0.
 TERMINAL MATERIAL: PHOSPHOR BRONZE.
 PLATING: 15 GOLD - .000015 MINIMUM GOLD PLATE IN SELECT AREA,
 .000075 MINIMUM TIN PLATE IN SELECT AREA,
 .000050 MINIMUM NICKEL PLATE OVERALL.

CONTACT PLATING	COLOR CODE
TIN	NONE
15 GOLD	YELLOW
30 GOLD	RED

ADD TOLERANCE FC NO: UCP2007-2849 DRAWN: JORGAN 2007/05/18 CHKD: MS BARRA 2007/05/21 APPR: SMILLER 2007/05/21	QUALITY SYMBOLS ▽=0 ▽=0	GENERAL TOLERANCES (UNLESS SPECIFIED)		DIMENSION STYLE MM/IN		SCALE 4:1	DESIGN UNITS INCH	THIRD ANGLE PROJECTION		
		4 PLACES ± --- ± --- 3 PLACES ± --- ± .010 2 PLACES ± 0.25 ± .015 1 PLACE ± 0.38 ± --- ANGULAR ±1/2°		DRAWN BY RAS		DATE 1986/07/21		TITLE ASSEMBLY, CONNECTOR FFC FEMALE SINGLE ROW (2.54)/.100		
		DRAFT WHERE APPLICABLE MUST REMAIN WITHIN DIMENSIONS		CHECKED BY MJM		DATE 1986/07/21		MOLEX INCORPORATED		
		MATERIAL NO. SEE TABLE		APPROVED BY WAZ		DATE 1986/07/21		DOCUMENT NO. SDA-70430-0211-0234		SHEET NO. 1 OF 1