

CMKD2836
CMKD2838

**SURFACE MOUNT
DUAL PAIR
HIGH SPEED SILICON
SWITCHING DIODES**



www.centrasemi.com

ULTRAmimi™



SOT-363 CASE

DESCRIPTION:

The CENTRAL SEMICONDUCTOR CMKD2836 and CMKD2838 types consist of four high speed switching diodes arranged in two electrically isolated configurations (Common Anode and Common Cathode). These devices are manufactured by the epitaxial planar process, in an epoxy molded ULTRAmimi™ surface mount package, designed for high speed switching applications.

The following configurations are available:

CMKD2836 DUAL PAIR, COMMON ANODE
CMKD2838 DUAL PAIR, COMMON CATHODE

MARKING CODE: K36

MARKING CODE: K38

MAXIMUM RATINGS: ($T_A=25^\circ\text{C}$)

	SYMBOL		UNITS
Peak Repetitive Reverse Voltage	V_{RRM}	75	V
Average Forward Current	I_O	200	mA
Peak Forward Current	I_{FM}	300	mA
Power Dissipation	P_D	350	mW
Operating and Storage Junction Temperature	T_J, T_{stg}	-65 to +150	$^\circ\text{C}$
Thermal Resistance	Θ_{JA}	357	$^\circ\text{C/W}$

ELECTRICAL CHARACTERISTICS PER DIODE: ($T_A=25^\circ\text{C}$ unless otherwise noted)

SYMBOL	TEST CONDITIONS	MIN	TYP	MAX	UNITS
I_R	$V_R=50\text{V}$			100	nA
BV_R	$I_R=100\mu\text{A}$	75			V
V_F	$I_F=10\text{mA}$			1.0	V
V_F	$I_F=50\text{mA}$			1.0	V
V_F	$I_F=100\text{mA}$			1.2	V
C_T	$V_R=0, f=1.0\text{MHz}$		1.5	4.0	pF
t_{rr}	$I_R=I_F=10\text{mA}, R_L=100\Omega, \text{Rec. to } 1.0\text{mA}$			4.0	ns

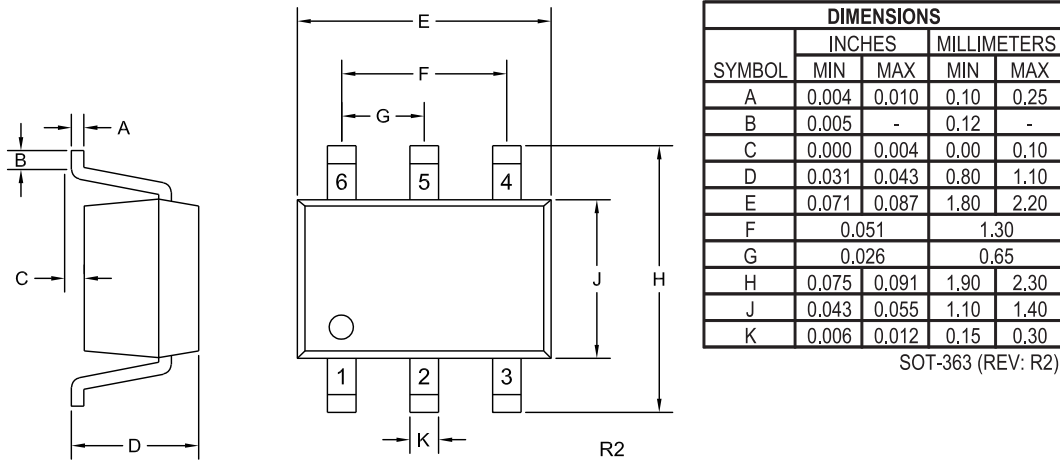
R4 (13-January 2010)

CMKD2836
CMKD2838

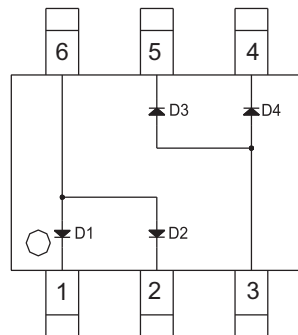
SURFACE MOUNT
DUAL PAIR
HIGH SPEED SILICON
SWITCHING DIODES



SOT-363 CASE - MECHANICAL OUTLINE



PIN CONFIGURATIONS

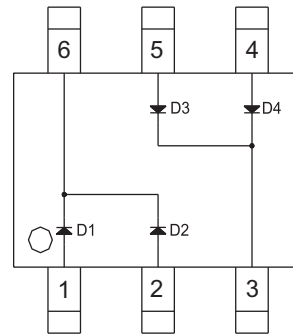


CMKD2836

LEAD CODE:

- 1) Cathode D1
- 2) Cathode D2
- 3) Anode D3, D4
- 4) Cathode D4
- 5) Cathode D3
- 6) Anode D1, D2

MARKING CODE: K36



CMKD2838

LEAD CODE:

- 1) Anode D1
- 2) Anode D2
- 3) Cathode D3, D4
- 4) Anode D4
- 5) Anode D3
- 6) Cathode D1, D2

MARKING CODE: K38

R4 (13-January 2010)