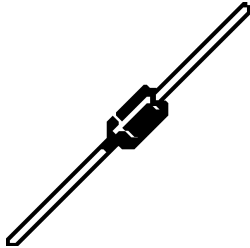


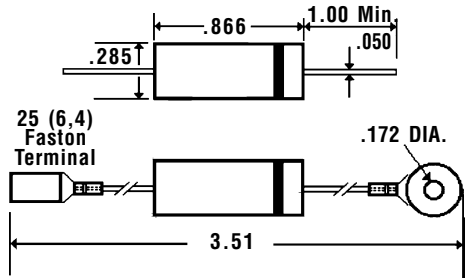
350 mA HIGH VOLTAGE MICROWAVE OVEN RECTIFIERS

HV03 Series

Description



Mechanical Dimensions



Features

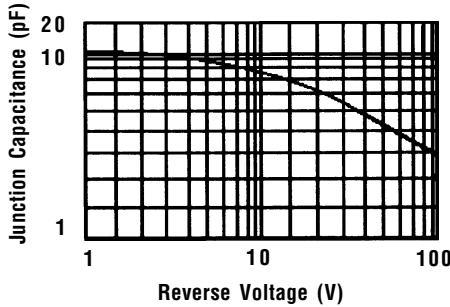
- HIGH OVERLOAD SURGE CAPABILITY
- TYPICAL $I_R < 1\mu A$
- CONTROLLED AVALANCHE CHARACTERISTICS
- HIGH TEMPERATURE SOLDERING - 250°C 10 Seconds
- LOW FORWARD VOLTAGE DROP
- MEETS UL SPECIFICATION 94V-0

| | HV03 Series | | | | | | Units |
|--|------------------------|----------------|----------------|---------------------|------------------|----------------|--------------|
| | HV03-08 | HV03-09 | HV03-10 | HV03-12 | HV03-14 | HV03-15 | |
| Maximum Ratings | | | | | | | |
| Peak Repetitive Reverse Voltage... V_{RRM} | 8000 | 9000 | 10000 | 12000 | 14000 | 15000 | Volts |
| RMS Reverse Voltage... $V_{R(rms)}$ | 5600 | 6300 | 7000 | 8400 | 9800 | 10500 | Volts |
| DC Blocking Voltage... V_{DC} | 8000 | 9000 | 10000 | 12000 | 14000 | 15000 | Volts |
| Average Forward Rectified Current... $I_{F(av)}$ @ $T_A = 60^\circ C$ | 350 | | | | | | mAmps |
| Non-Repetitive Peak Forward Surge Current... I_{FSM} @ Rated Load Conditions, 9.3 ms, 1/2 Sine Wave | 20 | | | | | | Amps |
| Repetitive Peak Reverse Surge Current... I_{RSM} @ Rated Load Conditions, 8.3 ms, 1/2 Sine Wave | 100 | | | | | | mAmps |
| Operating & Storage Temperature Range... T_J, T_{STRG} | -40 to 130 | | | | | | °C |
| Electrical Characteristics | | | | | | | |
| Maximum Forward Voltage... V_F @ 350 mA | < 10 | | 12 | | < 15 | | Volts |
| Maximum DC Reverse Current... I_R @ Rated DC Blocking Voltage | 5.0 | | | www.DataSheet4U.com | | | mAmps |
| Maximum Thermal Resistance... $R_{\theta JC}$ | 18 | | | | | | °C / W |

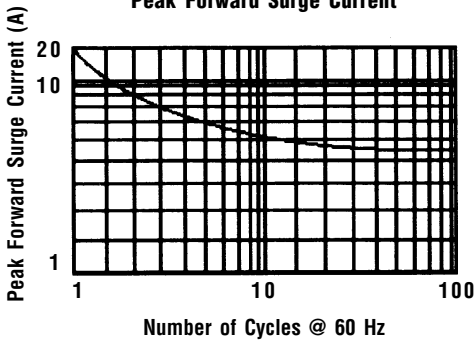
350 mA HIGH VOLTAGE MICROWAVE OVEN RECTIFIERS

HV03 Series

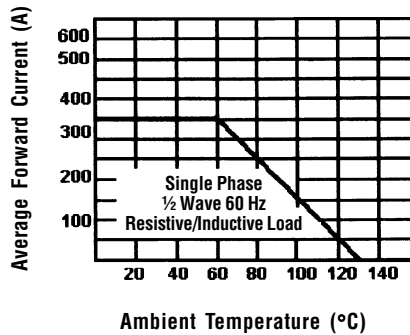
Typical Junction Capacitance



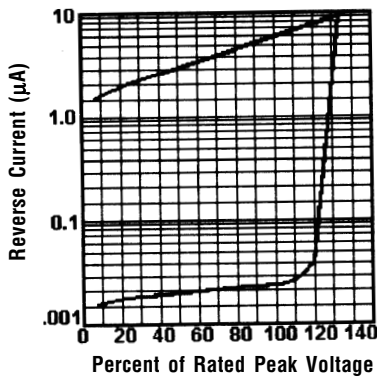
Non-Repetitive
Peak Forward Surge Current



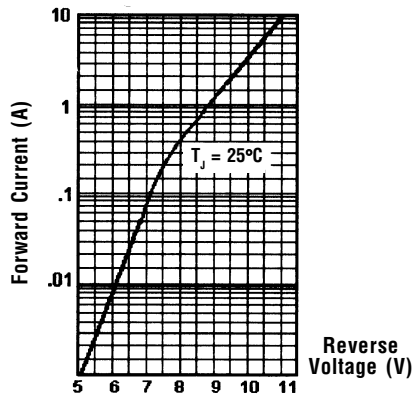
Forward Current Derating Curve



Typical Reverse Characteristics



Typical Instantaneous Forward Characteristics



Ratings at 25 Deg. C ambient temperature unless otherwise specified.

Single Phase Half Wave, 60 Hz Resistive or Inductive Load.

For Capacitive Load, Derate Current by 20%.