

## FYLF- 1110UW3C

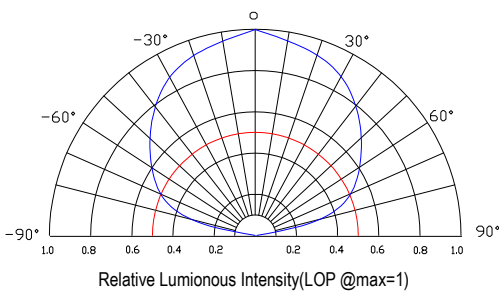
### Features:

- High intensity
- General purpose leads
- RoHs complant.

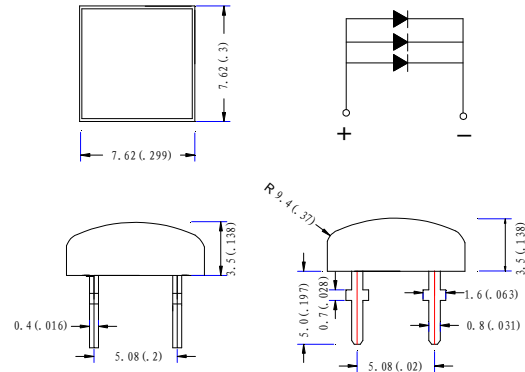
### Descriptions:

- Dice material: InGaN
- Emitting Color: White
- Lens Type: Water clear

### Radiation pattern.



### Package configuration



- ◆ All dimensions are millimeters (inches)
- ◆ Tolerance is  $\pm 0.25\text{mm}(.010")$  unless otherwise noted.

### Absolute maximum ratings(Ta=25 °c)

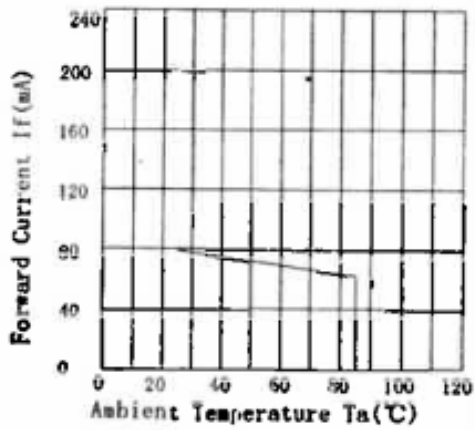
Parameter	MAX.	Unit
Power Dissipation	300	mW
Peak Forward Current (1/10 Duty Cycle, 0.1ms Pulse Width)	400	mA
Continuous Forward Current	80	mA
Derating Linear From 50°C	0.4	mA/°C
Reverse Voltage	5	V
Electrostatic Discharge (ESD)	1000	V
Operating Temperature Range	-20°C to +80°C	
Storage Temperature Range	-30°C to +100°C	
Lead Soldering Temperature[4mm(.157") From Body]	260°C for 5 Seconds	

### Electrical and optical characteristics(Ta=25 °c)

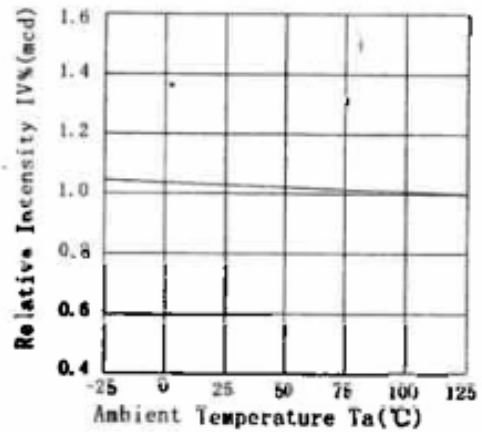
Parameter	Symbol	Min.	Typ.	Max.	Unit	Test Condition
Luminous Intensity	$I_v$	-	2300	-	mcd	$I_F=60\text{mA}$
Viewing Angle	$2\theta_{1/2}$	-	140	-	Deg	
Chromaticity coordinates	x		0.30			
	y		0.31			
CCT			8000		K	
LM			9.0			
Forward Voltage	$V_F$	2.8	3.2	3.6	V	$V_R=5\text{V}$
Reverse Current	$I_R$			10	$\mu\text{A}$	

**Typical Electrical Characteristics Curves**  
(25 °c Ambient Temperature Unless Otherwise Noted)

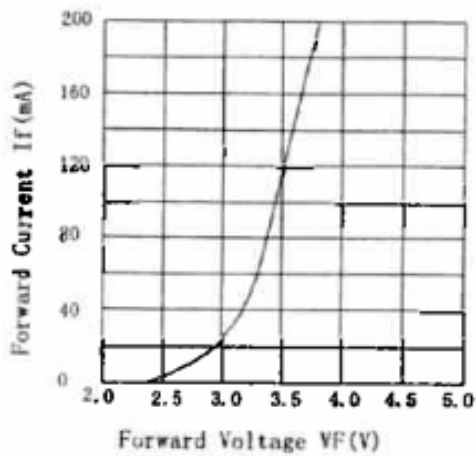
Forward Current vs. Ambient Temperature



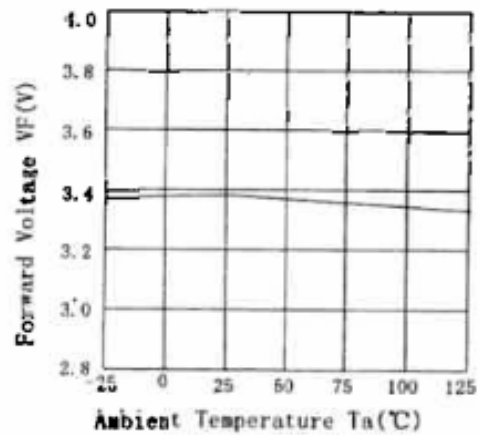
Relative Intensity vs. Ambient Temperature



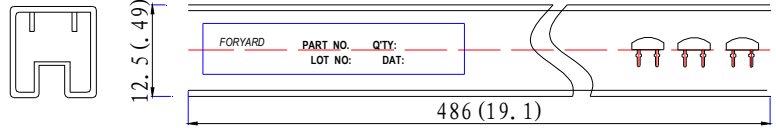
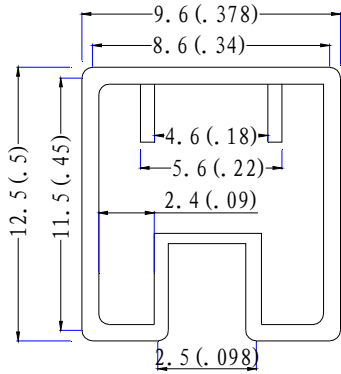
Forward Current vs. Forward Voltage




Forward Voltage vs. Ambient Temperature



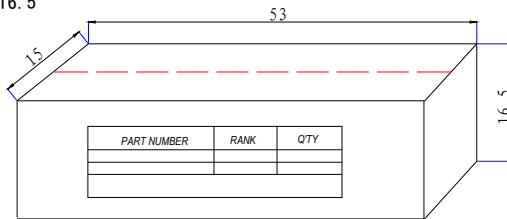
## Flux LEDs PACKING.




Adhesive Pipe  
Dimension:mm(inches)  
Each Adhesive Pipe 60 pcs



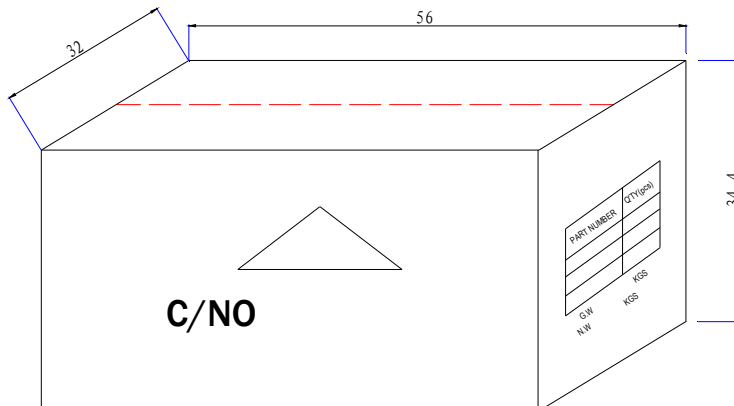
Box  
Dimension (cm) : 53\*15\*16.5



Each box/carton 10,000pcs



**CARTON**  
Dimension(cm):56\*32\*34.4



**4 Boxes/Carton**  
**Total :40,000pcs**