

FYLF-1130RGBC

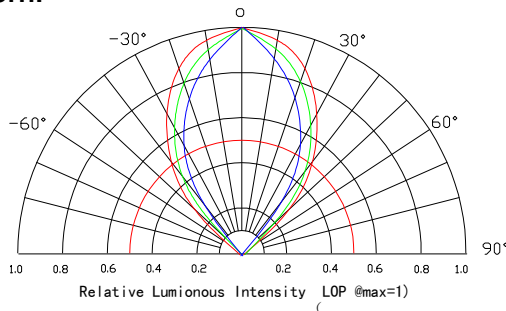
Features:

- High intensity
- General purpose leads
- RoHs compliant.

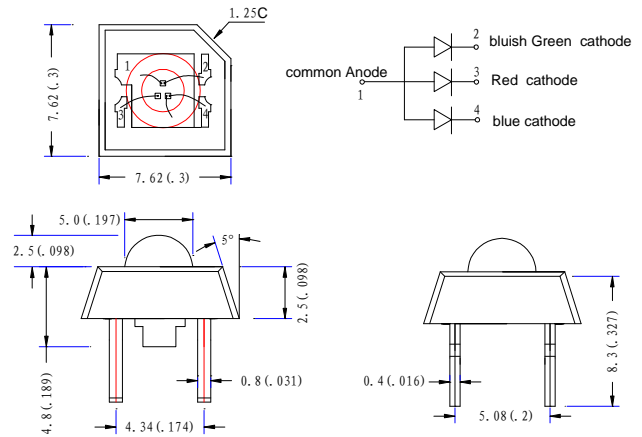
Descriptions:

- Dice material: R: AlGaAs
G: InGaN
B: InGaN
- Emitting Color R: Bright Red
G: Bluish Green
B: Blue
- Lens Type: water clear.

Radiation pattern.



Package configuration



- ◆ All dimensions are millimeters (inches)
- ◆ Tolerance is $\pm 0.25\text{mm}(.010\text{'})$ unless otherwise noted.

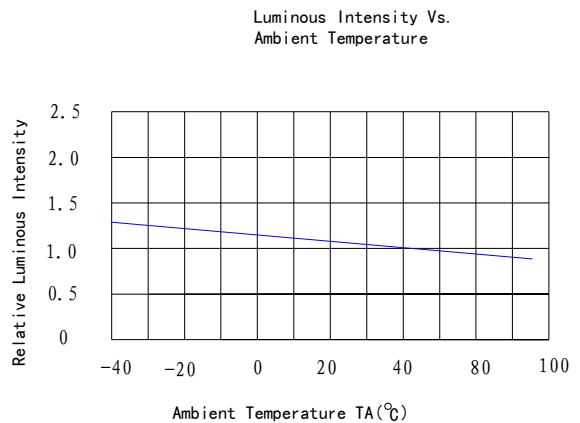
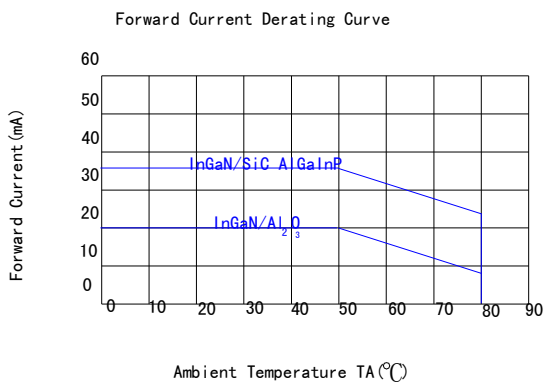
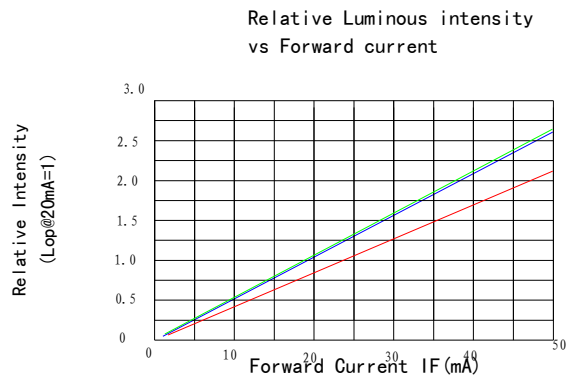
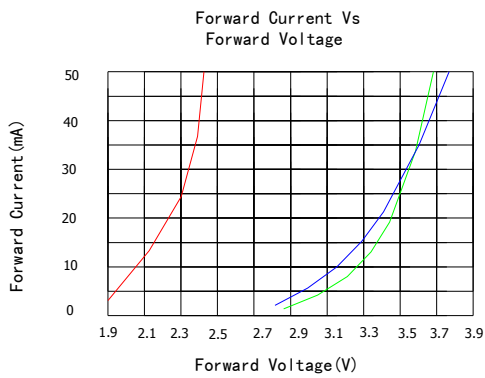
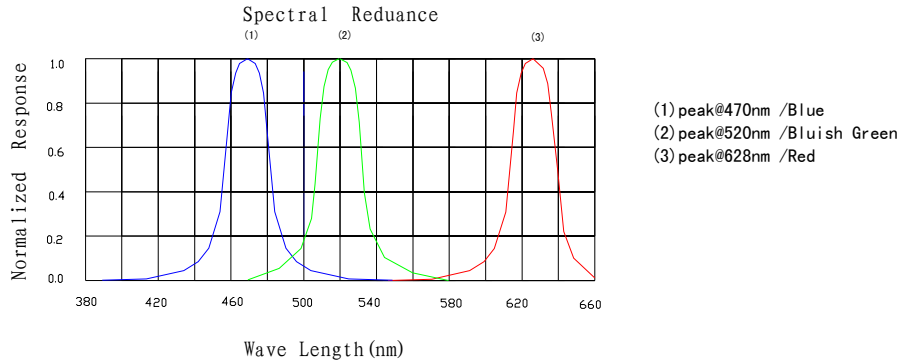
Absolute maximum ratings ($T_a = 25^\circ\text{C}$)

Parameter	MAX.	Unit
Power Dissipation	R	50
	G	70
	B	70
Peak Forward Current (1/10 Duty Cycle, 0.1ms Pulse Width)	100	
Continuous Forward Current	R	35
	G	20
	B	20
Derating Linear From 50°C	0.4	mA/°C
Reverse Voltage	5	V
Electrostatic Discharge (ESD)	150	V
Operating Temperature Range	-30°C to +80°C	
Storage Temperature Range	-40°C to +100°C	
Lead Soldering Temperature [4mm (.157") From Body]	260°C for 5 Seconds	


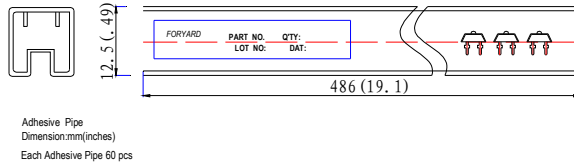
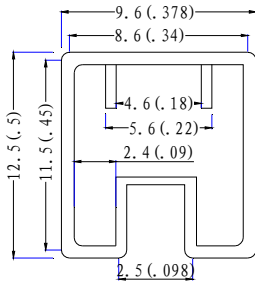
Electrical and optical characteristics(Ta=25 °c)

Parameter	Symbol	Min.	Typ.	Max.	Unit	Test Condition	
Luminous Intensity	I _v	R	–	200	–	mcd	I _F =20mA
		G	–	400	–		
		B	–	300	–		
Viewing Angle	2θ _{1/2}	R	70	80	90	Deg	I _F =20mA
		G	65	75	80		
		B	60	65	70		
Peak Emission Wavelength	λ _p	R	623	628	633	nm	I _F =20mA
		G	515	520	525		
		B	465	470	475		
Dominant Wavelength	λ _d	R	620	625	630	nm	I _F =20mA
		G	518	523	528		
		B	463	468	473		
Spectral Line Half-Width	Δλ	R	15	20	25	nm	I _F =20mA
		G	30	35	40		
		B	25	30	35		
Forward Voltage	V _F	R	1.6	2.0	2.4	V	I _F =20mA
		G	2.8	3.2	3.6		
		B	2.8	3.2	3.6		
Reverse Current	I _R			50	μA	V _R =5V	

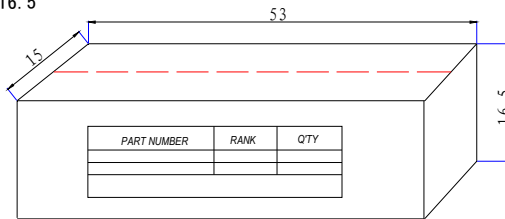
Typical Electrical Characteristics Curves (25 °c Ambient Temperature Unless Otherwise Noted)




Flux LEDs PACKING.



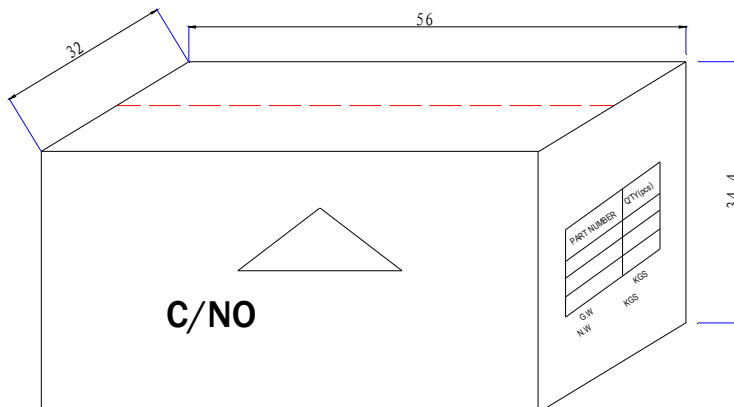
Box
Dimension (cm) : 53*15*16.5



Each box/carotn 10,000pcs



CARTON
Dimension(cm):56*32*34.4



4 Boxes/Carton
Total :40,000pcs