

**PLEASE CHECK WWW.MOLEX.COM FOR LATEST PART INFORMATION**

**Part Number:** [0878341419](#)  
**Status:** **Active**  
**Overview:** [cgrid\\_sl\\_products](#)  
**Description:** 2.54mm (.100") Pitch C-Grid® Header, Dual Row, Low Profile, Vertical, Shrouded, 14 Circuits, 0.13µm (5µ") Gold (Au) Plating, Black, without PCB Locator, without End Window, Center Polarization Slot, Lead-free

**Documents:**

[3D Model](#) [Product Specification PS-70246-100 \(PDF\)](#)  
[Drawing \(PDF\)](#) [RoHS Certificate of Compliance \(PDF\)](#)

**Agency Certification**

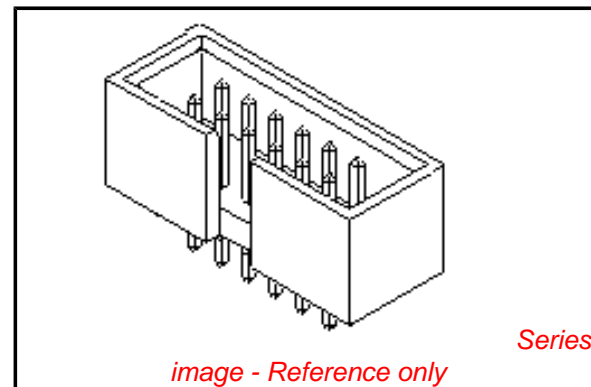
UL E29179

**General**

Product Family PCB Headers  
 Series [87834](#)  
 Application Wire-to-Board  
 Overview [cgrid\\_sl\\_products](#)  
 Product Name C-Grid®

**Physical**

Breakaway No  
 Circuits (Loaded) 14  
 Circuits (maximum) 14  
 Color - Resin Black  
 First Mate / Last Break No  
 Flammability 94V-0  
 Glow-Wire Compliant No  
 Guide to Mating Part No  
 Keying to Mating Part None  
 Lock to Mating Part None  
 Material - Plating Mating Gold  
 Material - Plating Termination Tin  
 Material - Resin Polyester  
 Number of Rows 2  
 Orientation Vertical  
 PC Tail Length (in) 0.135 In  
 PC Tail Length (mm) 3.43 mm  
 PCB Locator No  
 PCB Retention None  
 Packaging Type Tray  
 Pitch - Mating Interface (in) 0.100 In  
 Pitch - Mating Interface (mm) 2.54 mm  
 Pitch - Term. Interface (in) 0.100 In  
 Pitch - Term. Interface (mm) 2.54 mm  
 Plating min: Mating (µin) 5.2  
 Plating min: Mating (µm) 0.13  
 Plating min: Termination (µin) 75.2  
 Plating min: Termination (µm) 1.88  
 Polarized to Mating Part Center Slot  
 Polarized to PCB Yes  
 Shrouded Fully  
 Stackable No  
 Temperature Range - Operating -55°C to +120°C  
 Termination Interface: Style Through Hole



**EU RoHS**

**ELV and RoHS Compliant**  
**REACH SVHC Contains SVHC: No**  
**Halogen-Free Status**  
**Not Halogen-Free**

**China RoHS**



**Need more information on product environmental compliance?**

Email [productcompliance@molex.com](mailto:productcompliance@molex.com)  
 For a multiple part number RoHS Certificate of Compliance, [click here](#)

Please visit the [Contact Us](#) section for any non-product compliance questions.

**Search Parts in this Series**

[87834Series](#)

**Mates With**

.050" pitch ribbon cable connectors

**Electrical**

Current - Maximum per Contact	2.5A
Voltage - Maximum	250V DC

**Solder Process Data**

Duration at Max. Process Temperature (seconds)	3
Lead-free Process Capability	Wave Capable (TH only)
Max. Cycles at Max. Process Temperature	1
Process Temperature max. C	235

**Material Info****Reference - Drawing Numbers**

Packaging Specification	PK-87835-001
Product Specification	PS-70246-100
Sales Drawing	SD-87834-025

This document was generated on 05/25/2010

**PLEASE CHECK [WWW.MOLEX.COM](http://WWW.MOLEX.COM) FOR LATEST PART INFORMATION**

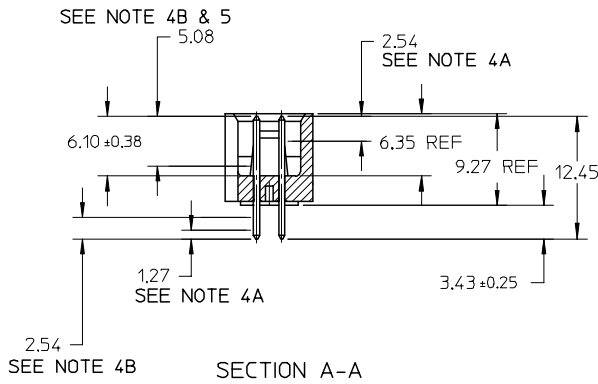
ASSEMBLY P/N	CKT SIZE	DIM A	DIM B	DIM C
87834-0419	04	2.54	12.70	10.16
87834-0619	06	5.08	15.24	12.70
87834-0819	08	7.62	17.78	15.24
87834-1019	10	10.16	20.32	17.78
87834-1219	12	12.70	22.86	20.32
87834-1419	14	15.24	25.40	22.86
87834-1619	16	17.78	27.94	25.40
87834-2019	20	22.86	33.02	30.48
87834-2419	24	27.94	38.10	35.56
87834-2619	26	30.48	40.64	38.10
87834-3019	30	35.56	45.72	43.18
87834-3419	34	40.64	50.80	48.26
87834-4019	40	48.26	58.42	55.88
87834-4419	44	53.34	63.50	60.96
87834-5019	50	60.96	71.12	68.58
87834-5619	56	68.58	78.74	76.20
87834-6019	60	73.66	83.82	81.28
87834-6419	64	78.74	88.90	86.36
87834-7219	72	88.90	99.06	96.52

PART NUMBER LEGEND

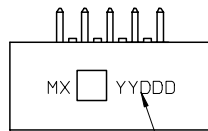
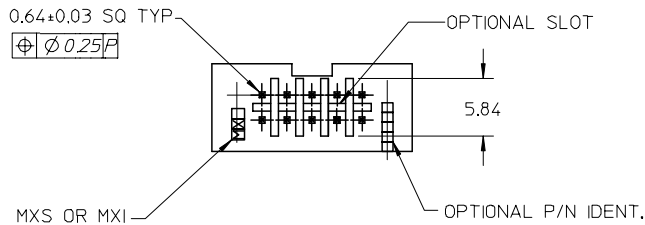
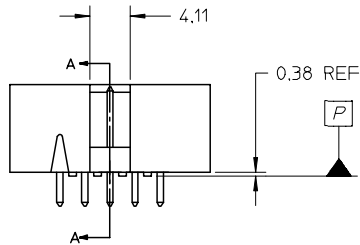
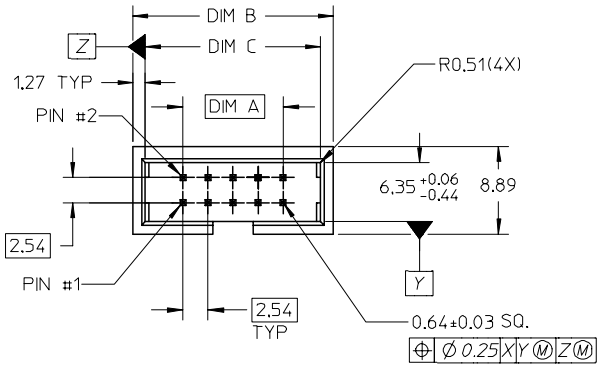
87834 - \* \* \* 1 9  
CKT SIZES

NOTES :

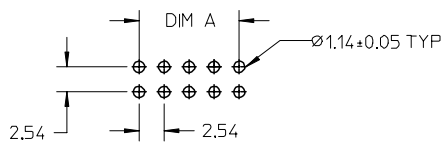
- MATERIAL :  
HOUSING : POLYESTER (PBT), UL94V-0, COLOR: BLACK,  
PIN : COPPER ALLOY.
- PIN PUSHOUT FORCE 0.91 KG MIN.
- PRODUCT SPECIFICATION PS-70246-100 APPLIES.
- WAFER TO BE FLAT WITHIN 0.03MM/CM
- DIMENSIONS FOR PLATING LOCATIONS : A - MEASURE POINT FOR THICKNESS.  
B - MINIMUM COVERAGE.
- GOLD END OF PIN UNLESS OVERALL PLATED.
- FINISH :  
0.13um MIN. GOLD IN CONTACT AREA,  
AND 1.9um MIN. TIN IN SOLDER AREA,  
BOTH OVER 1.27um MIN. NICKEL OVERALL.
- FOR ILLUSTRATION PURPOSE A 10 CKT IS SHOWN.
- OPTIONAL LOCATION FOR MANUFACTURER/YEAR/DAY MARKING IF REQUIRED BY CUSTOMER



SECTION A-A



SEE NOTE 9



RECOMMENDED PCB PATTERN

HSG LASER MARKING	2005/01/26	2005/01/27
EC NO: S2005-0536	2005/01/26	2005/01/27
DRWN: LQIAO	2005/01/26	2005/01/27
CHKD: PTLIM	2005/01/26	2005/01/27
APPR: SCLLO	2005/01/27	

QUALITY SYMBOLS	DESCRIPTION
▽=0	
▽=0	

GENERAL TOLERANCES (UNLESS SPECIFIED)	
	ANGULAR ± 3 °
4 PLACES	± --- ± ---
3 PLACES	± --- ± ---
2 PLACES	± 0.20 ± ---
1 PLACE	± --- ± ---
DRAFT WHERE APPLICABLE MUST REMAIN WITHIN DIMENSIONS	

DIMENSION STYLE	
MM ONLY	
DRAWN BY	DATE
RSHAN	2003/11/20
CHECKED BY	DATE
KCL ING	2003/12/05
APPROVED BY	DATE
SKTOH	2003/12/06
MATERIAL NO.	DOCUMENT NO.
SEE TABLE	SD-87834-025

SCALE	DESIGN UNITS	THIRD ANGLE PROJECTION
NTS	METRIC	
TITLE		
C-GRID, SHROUDED WAFER WINDOW, W/O END SLOTS & POLARIZATION PEGS		
MOLEX INCORPORATED		
DOCUMENT NO.		SHEET NO.
SD-87834-025		1 OF 1
THIS DRAWING CONTAINS INFORMATION THAT IS PROPRIETARY TO MOLEX INCORPORATED AND SHOULD NOT BE USED WITHOUT WRITTEN PERMISSION		